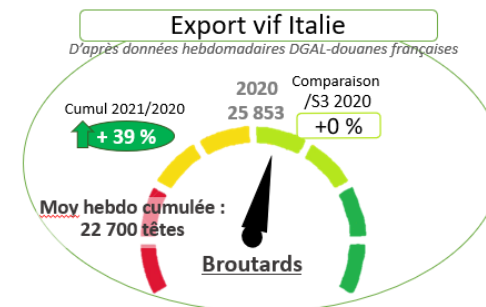
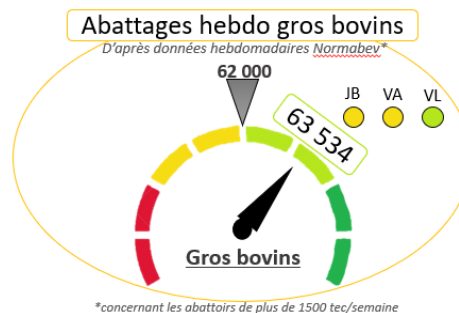
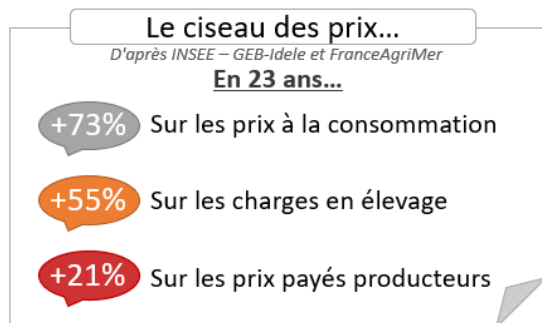
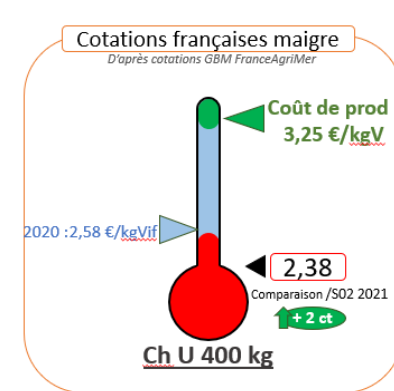






# Indicateurs de marché viande bovine

2021 - Semaine 3

	Abattages France	Exports vif (têtes dont veaux)		Stocks en ferme	Cotations françaises			Cotations Italie
	Total Gros bovins (têtes)	Italie	Espagne	Cumul surstock JB viande	VacheV R= (€/kgC)	JB U- (€/kgC)	Maigre Ch U 400 kg (€/kgV)	JB U Modène (€/kgC)
<b>Références</b>	<b>62000</b> (53 500 si 4 jours)	<b>22700</b> (% /sem.2020)	<b>14400</b> (% /sem. 2020)	<b>Abattage hebdo = 12500 têtes</b>	<b>4,91</b>	<b>4,76</b>	<b>3,25</b>	<b>Evol 2020/2019</b>
2020-S52 (4 jours ouvrés)*	47 245	7 708 +202%	7 499 +549%	2 800 0,2 sem.	4,07	3,77	2,33	4,34 -6%
2020-S53 (4 jours ouvrés)*	45 750	1 379 -	62 -	3 300 0,3 sem.	4,06	3,78	2,33	4,34 -6%
S1	60 654	11 762 +1027%	12 725 +737%	nc nc	4,06	3,78	2,35	4,34 -6%
S2	64 321	27 028 +37%	12 586 -13%	nc nc	4,05	3,79	2,36	4,34 -6%
S3	63 534	25 886 +0%	12 787 -12%	nc nc	4,05	3,80	2,38	4,34 -6%
<b>Evolution cumul 2021/2020</b>	<b>+10%</b>	<b>+39%</b>	<b>+25%</b>					



\* Sources : Normabev, DGAL-douanes françaises, GEB-Idele d'après INSEE et BDNI et SPIE-Normabev-Bovex (projet Modemo), cotations FAM, cotations Modène, INSEE, INTERBEV