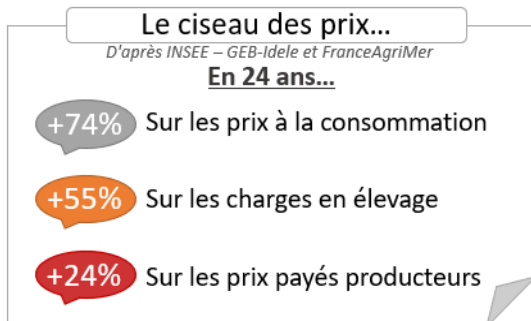
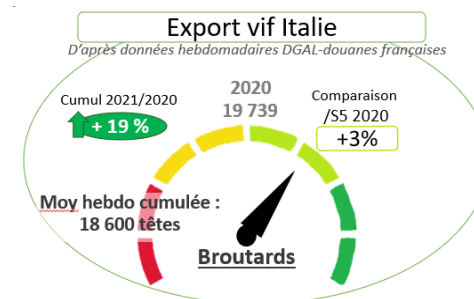
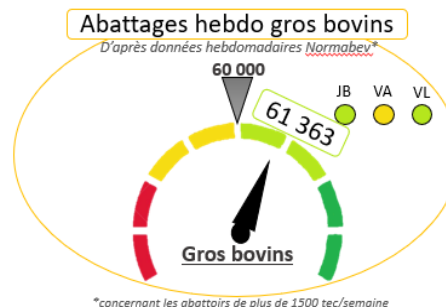
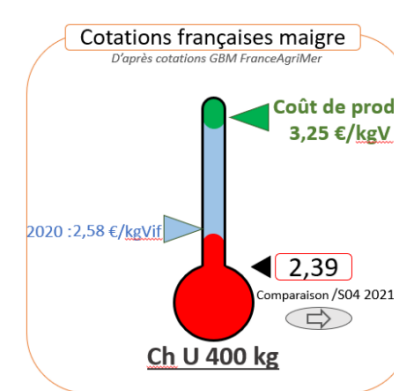
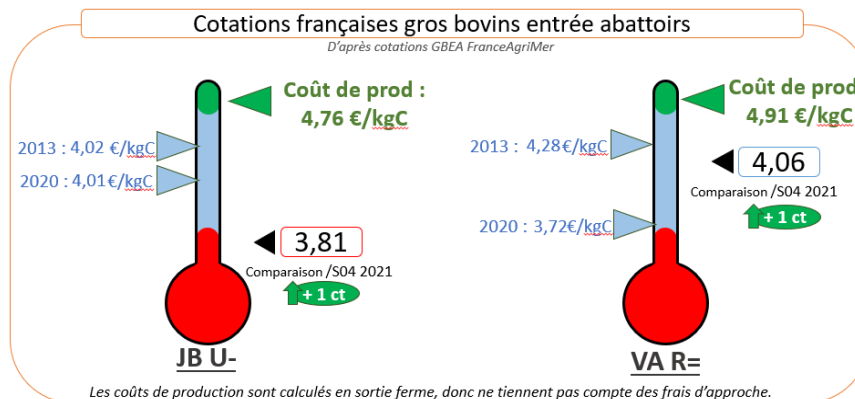





# Indicateurs de marché viande bovine

2021 - Semaine 5

	Abattages France	Exports vif (têtes dont veaux)		Stocks en ferme		Cotations françaises			Cotations Italie	
	Total Gros bovins (têtes)	Italie	Espagne	Cumul surstock JB viande		VacheV R= (€/kgC)	JB U- (€/kgC)	Maigre Ch U 400 kg (€/kgV)	JB U Modène (€/kgC)	
<b>Références</b>	<b>60000</b> (53 500 si 4 jours)	<b>18600</b> (% /sem.2020)	<b>9500</b> (% /sem. 2020)	<b>Abattage hebdo = 12500 têtes</b>		<b>4,91</b>	<b>4,76</b>	<b>3,25</b>	<b>Evol 2020/2019</b>	
S1	60 654	11 762 +1027%	12 725 +737%	nc	nc	4,06	3,78	2,35	4,34	-6%
S2	64 321	27 028 +37%	12 586 -13%	nc	nc	4,05	3,79	2,36	4,34	-6%
S3	63 534	25 886 +0%	12 787 -12%	nc	nc	4,05	3,80	2,38	4,34	-6%
S4	61 095	22 805 -7%	10 596 -21%	-400	0 sem.	4,05	3,80	2,39	4,34	-6%
S5	61 363	20 424 +3%	9 235 -27%	nc	nc	4,06	3,81	2,39	4,34	-6%
<b>Evolution cumul 2021/2020</b>	<b>+6%</b>	<b>+19%</b>	<b>+2%</b>							



\* Sources : Normabev, DGAL-douanes françaises, GEB-Idele d'après INSEE et BDN1 et SPIE-Normabev-Bovex (projet Modemo), cotations FAM, cotations Modène, INSEE, INTERBEV