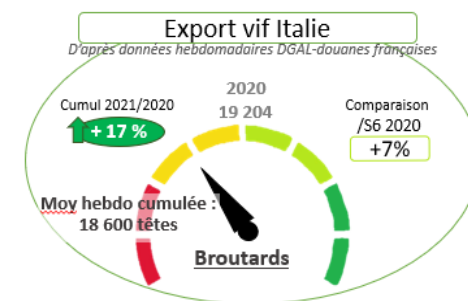
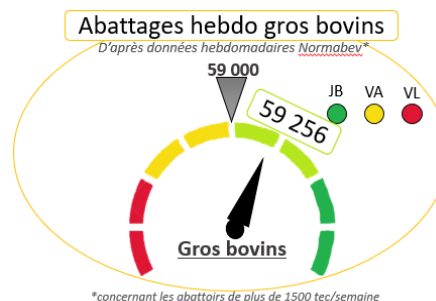
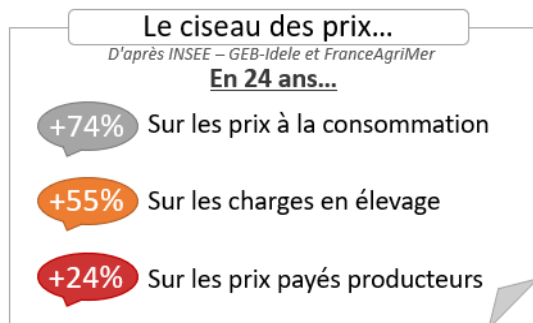
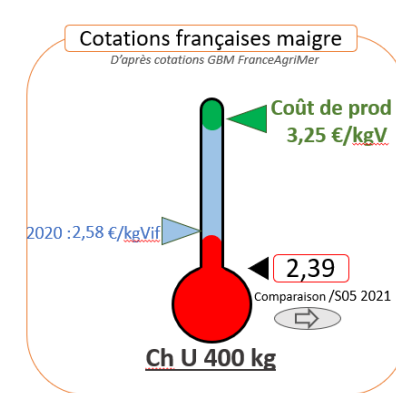
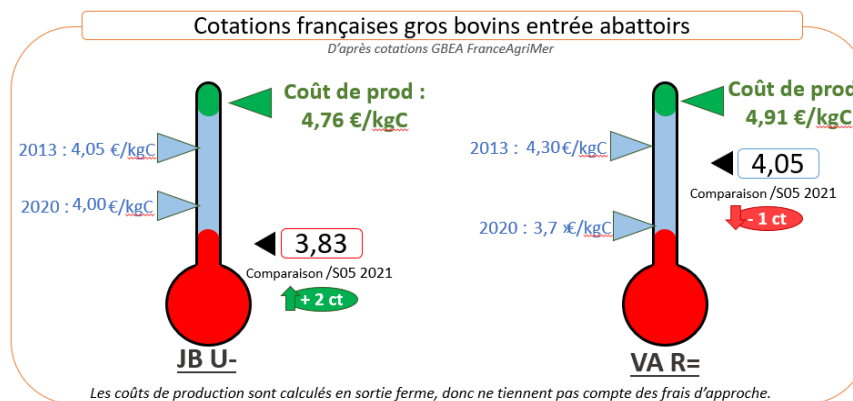





Indicateurs de marché viande bovine

2021 - Semaine 6

	Abattages France	Exports vif (têtes dont veaux)		Stocks en ferme		Cotations françaises			Cotations Italie	
	Total Gros bovins (têtes)	Italie	Espagne	Cumul surstock JB viande		VacheV R= (€/kgC)	JB U- (€/kgC)	Maigre Ch U 400 kg (€/kgV)	JB U Modène (€/kgC)	
Références	59000 (53 500 si 4 jours)	18600 (% /sem.2020)	9500 (% /sem. 2020)	Abattage hebdo = 12500 têtes		4,91	4,76	3,25	Evol 2021/2020	
S2	64 321	27 028 +37%	12 586 -13%	nc	nc	4,05	3,79	2,36	4,34	-6%
S3	63 534	25 886 +0%	12 787 -12%	nc	nc	4,05	3,80	2,38	4,34	-6%
S4	61 095	22 805 -7%	10 596 -21%	-400	0 sem.	4,05	3,80	2,39	4,34	-6%
S5	61 363	20 424 +3%	9 235 -27%	-1 000	0 sem.	4,06	3,81	2,39	4,34	-6%
S6	59 256	20 596 +7%	10 150 -11%	nc	nc	4,05	3,83	2,39	4,34	-5%
Evolution cumul 2021/2020	+5%	+17%	+0%							



* Sources : Normabev, DGAL-douanes françaises, GEB-Idele d'après INSEE et BDNI et SPIE-Normabev-Bovex (projet Modemo), cotations FAM, cotations Modène, INSEE, INTERBEV