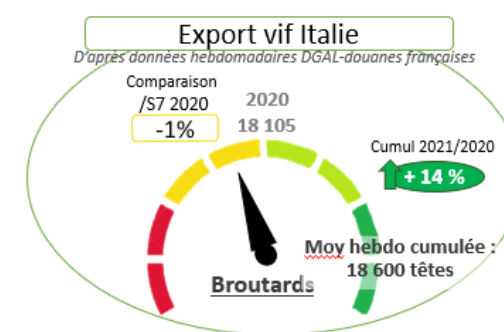
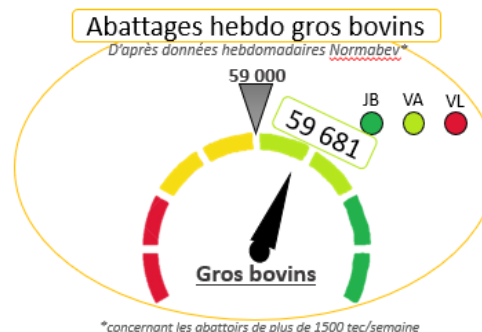
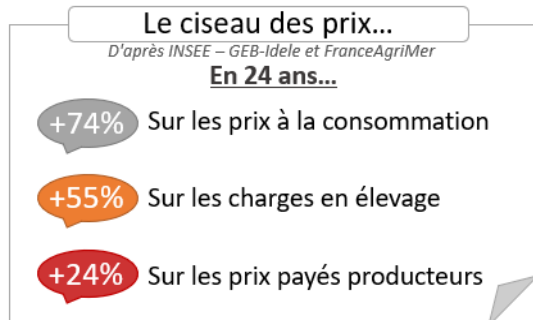
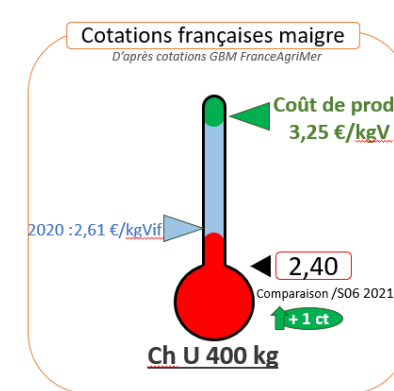
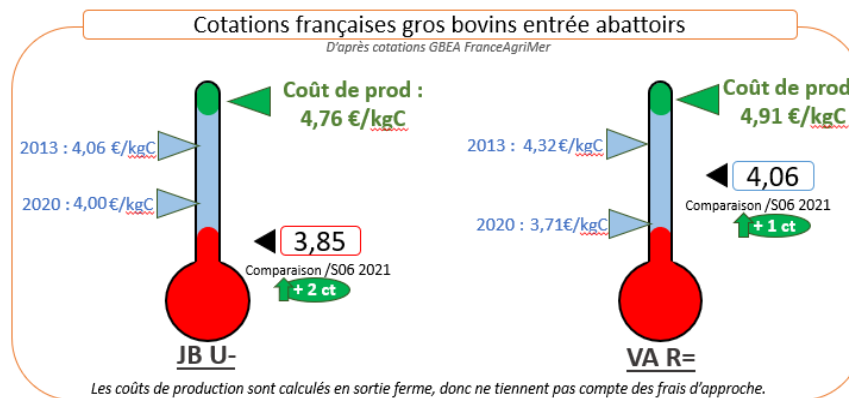





# Indicateurs de marché viande bovine

2021 - Semaine 7

	Abattages France	Exports vif (têtes dont veaux)		Stocks en ferme	Cotations françaises			Cotations Italie
	Total Gros bovins (têtes)	Italie	Espagne	Cumul surstock JB viande	VacheV R= (€/kgC)	JB U- (€/kgC)	Maigre Ch U 400 kg (€/kgV)	JB U Modène (€/kgC)
<b>Références</b>	<b>59000</b> (53 500 si 4 jours)	<b>18600</b> (% /sem.2020)	<b>9500</b> (% /sem. 2020)	<b>Abattage hebdo = 12500 têtes</b>	<b>4,91</b>	<b>4,76</b>	<b>3,25</b>	<b>Evol 2021/2020</b>
S3	63 534	25 886 +0%	12 787 -12%	nc	4,05	3,80	2,38	4,34 -6%
S4	61 095	22 805 -7%	10 596 -21%	-400	4,05	3,80	2,39	4,34 -6%
S5	61 363	20 424 +3%	9 235 -27%	-1 000	4,06	3,81	2,39	4,34 -6%
S6	59 256	20 596 +7%	10 150 -11%	nc	4,05	3,83	2,39	4,34 -5%
S7	59 681	17 895 -1%	9 456 -3%	-2 100	4,06	3,85	2,40	4,34
<b>Evolution cumul 2021/2020</b>	<b>+4%</b>	<b>+14%</b>	<b>-0%</b>					



\* Sources : Normabev, DGAL-douanes françaises, GEB-Idele d'après INSEE et BDNI et SPIE-Normabev-Bovex (projet Modemo), cotations FAM, cotations Modène, INSEE, INTERBEV