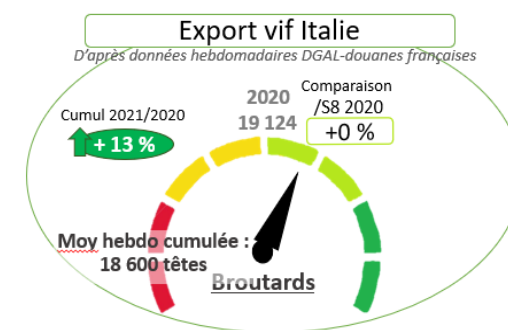
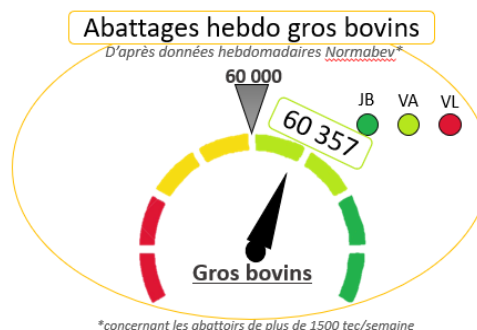
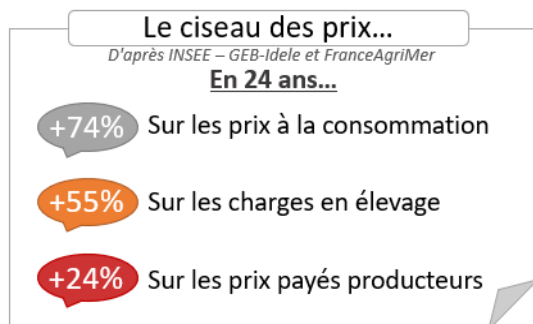
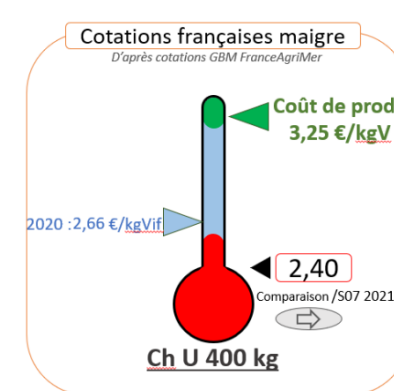
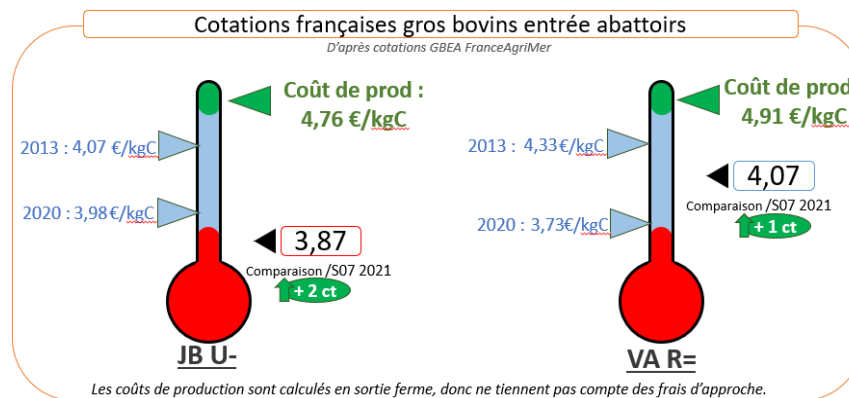





Indicateurs de marché viande bovine

2021 - Semaine 8

| | Abattages France | Exports vif (têtes dont veaux) | | Stocks en ferme | Cotations françaises | | | Cotations Italie |
|----------------------------------|-------------------------------------|--------------------------------|-------------------------------|-------------------------------------|----------------------|---------------|----------------------------|-----------------------|
| | Total Gros bovins (têtes) | Italie | Espagne | Cumul surstock JB viande | VacheV R= (€/kgC) | JB U- (€/kgC) | Maigre Ch U 400 kg (€/kgV) | JB U Modène (€/kgC) |
| Références | 60000 (53 500 si 4 jours) | 18600 (% /sem.2020) | 9500 (% /sem. 2020) | Abattage hebdo = 12500 têtes | 4,91 | 4,76 | 3,25 | Evol 2021/2020 |
| S4 | 61 095 | 22 805 -7% | 10 596 -21% | -400 0 sem. | 4,05 | 3,80 | 2,39 | 4,34 -6% |
| S5 | 61 363 | 20 424 +3% | 9 235 -27% | -1 000 0 sem. | 4,06 | 3,81 | 2,39 | 4,34 -6% |
| S6 | 59 256 | 20 596 +7% | 10 150 -11% | nc nc | 4,05 | 3,83 | 2,39 | 4,34 -5% |
| S7 | 59 681 | 17 895 -1% | 9 456 -3% | -2 100 0 sem. | 4,06 | 3,85 | 2,40 | 4,34 |
| S8 | 60 357 | 19 183 +0% | 10 264 -5% | nc nc | 4,07 | 3,87 | 2,40 | 4,34 |
| Evolution cumul 2021/2020 | +4% | +13% | -1% | | | | | |



* Sources : Normabev, DGAL-douanes françaises, GEB-Idele d'après INSEE et BDNI et SPIE-Normabev-Bovex (projet Modemo), cotations FAM, cotations Modène, INSEE, INTERBEV