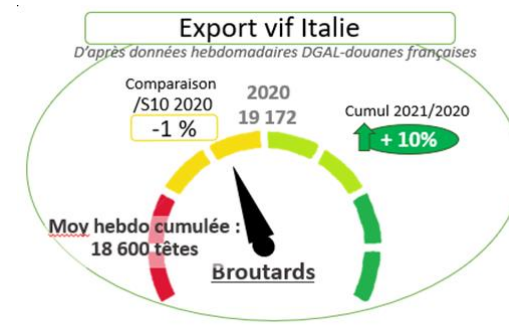
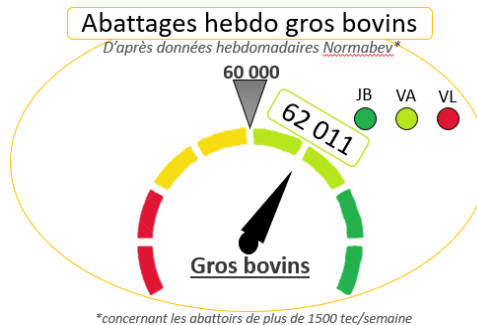
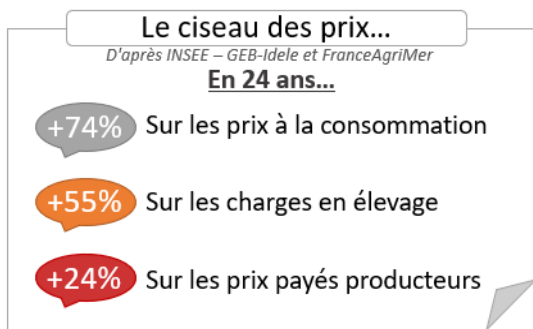
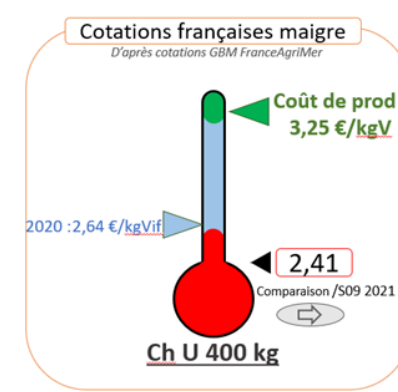
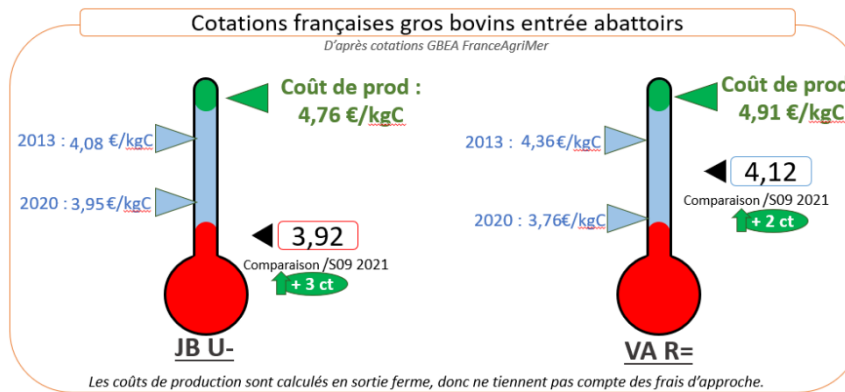





Indicateurs de marché viande bovine

2021 - Semaine 10

	Abattages France	Exports vif (têtes dont veaux)		Stocks en ferme	Cotations françaises			Cotations Italie
	Total Gros bovins (têtes)	Italie	Espagne	Cumul surstock JB viande	VacheV R= (€/kgC)	JB U- (€/kgC)	Maigre Ch U 400 kg (€/kgV)	JB U Modène (€/kgC)
Références	60000 (53 500 si 4 jours)	18600 (% /sem.2020)	9500 (% /sem. 2020)	Abattage hebdo = 12500 têtes	4,91	4,76	3,25	Evol 2021/2020
S6	59 256	20 596 +7%	10 150 -11%	-1 000 0 sem.	4,05	3,83	2,39	4,34 -5%
S7	59 681	17 895 -1%	9 456 -3%	-1 550 0 sem.	4,06	3,85	2,40	4,34 +0%
S8	60 357	19 183 +0%	10 264 -5%	-1 500 0 sem.	4,07	3,87	2,40	4,34
S9	60 516	18 772 +0%	10 676 +3%	-1 300 0 sem.	4,10	3,89	2,41	4,34
S10	62 011	18 944 -1%	10 826 +23%	nc nc	4,12	3,92	2,41	4,34
Evolution cumul 2021/2020	+4%	+10%	+1%					



* Sources : Normabev, DGAL-douanes françaises, GEB-Idele d'après INSEE et BDNI et SPIE-Normabev-Bovex (projet Modemo), cotations FAM, cotations Modène, INSEE, INTERBEV