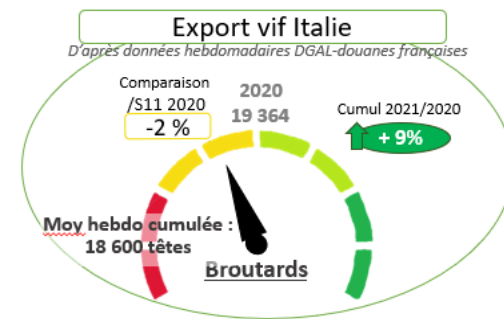
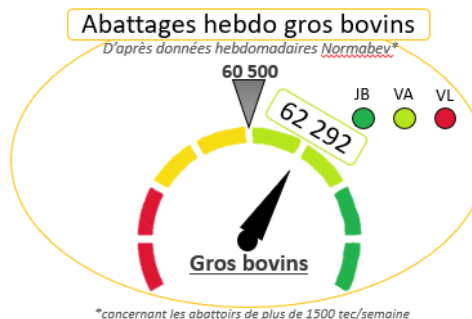
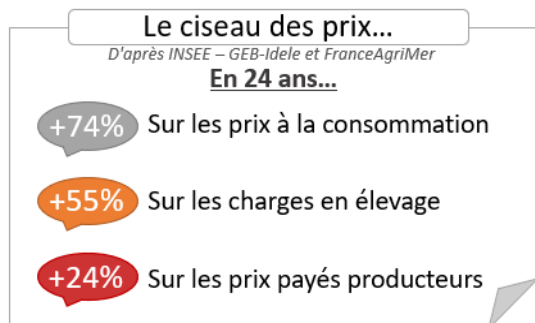
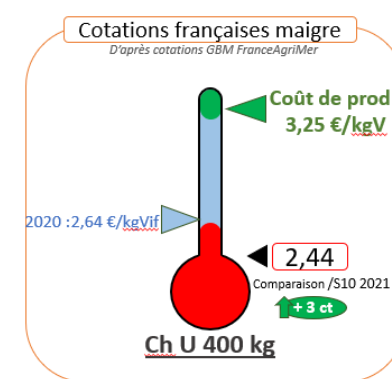
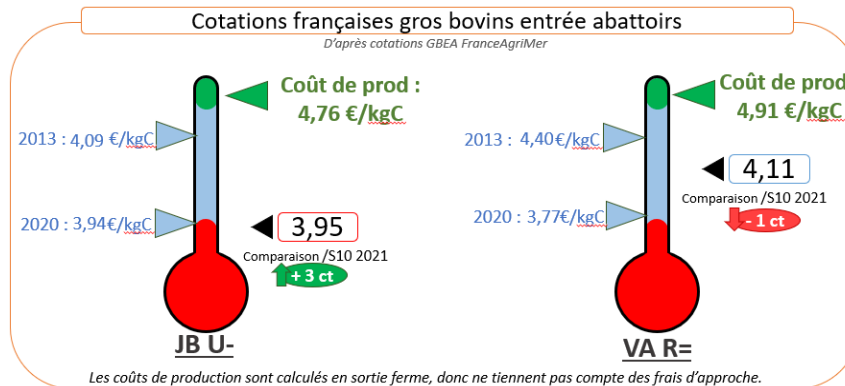





Indicateurs de marché viande bovine

2021 - Semaine 11

	Abattages France	Exports vif (têtes dont veaux)		Stocks en ferme	Cotations françaises			Cotations Italie
	Total Gros bovins (têtes)	Italie	Espagne	Cumul surstock JB viande	VacheV R= (€/kgC)	JB U- (€/kgC)	Maigre Ch U 400 kg (€/kgV)	JB U Modène (€/kgC)
Références	60500 (53 500 si 4 jours)	18600 (% /sem.2020)	9500 (% /sem. 2020)	Abattage hebdo = 12500 têtes	4,91	4,76	3,25	Evol 2021/2020
S7	59 681	17 895 -1%	9 456 -3%	-1 550 0 sem.	4,06	3,85	2,40	4,34
S8	60 357	19 183 +0%	10 264 -5%	-1 500 0 sem.	4,07	3,87	2,40	4,34
S9	60 516	18 772 +0%	10 676 +3%	-1 300 0 sem.	4,10	3,89	2,41	4,34
S10	62 011	18 944 -1%	10 826 +23%	-1 800 0 sem.	4,12	3,92	2,41	4,34
S11	62 292	19 023 -2%	10 338 +4%	-2 200 0 sem.	4,11	3,95	2,44	4,34
Evolution cumul 2021/2020	+3%	+9%	+2%					



*concernant les abattoirs de plus de 1500 tec/semaine

* Sources : Normabev, DGAL-douanes françaises, GEB-Idele d'après INSEE et BDNI et SPIE-Normabev-Bovex (projet Modemo), cotations FAM, cotations Modène, INSEE, INTERBEV