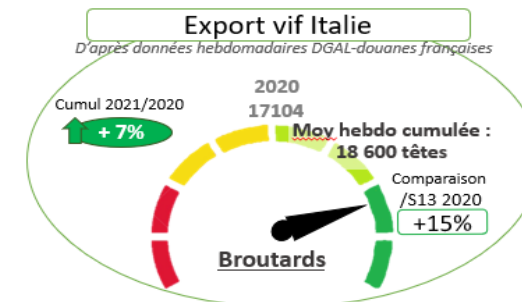
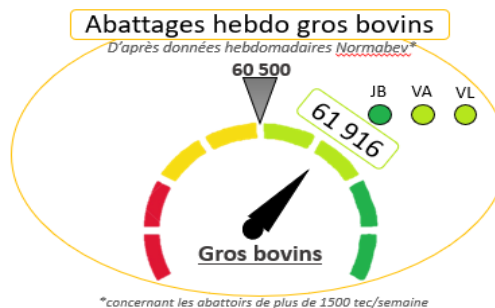
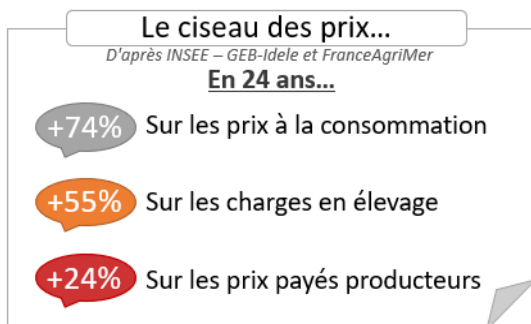
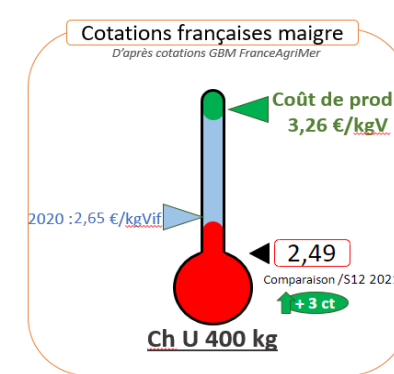
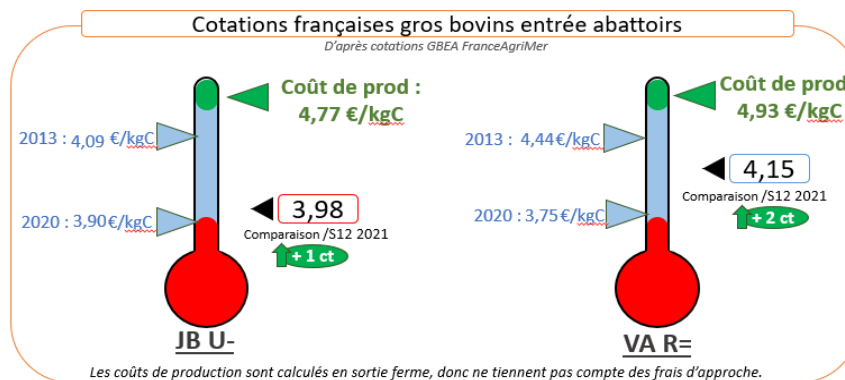
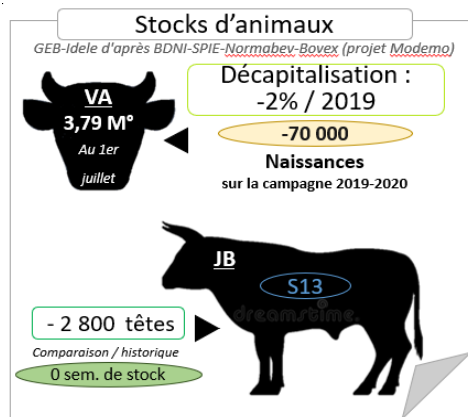




# Indicateurs de marché viande bovine

2021 - Semaine 13

	Abattages France	Exports vif (têtes dont veaux)		Stocks en ferme	Cotations françaises			Cotations Italie
	Total Gros bovins (têtes)	Italie	Espagne	Cumul surstock JB viande	VacheV R= (€/kgC)	JB U- (€/kgC)	Maigre Ch U 400 kg (€/kgV)	JB U Modène (€/kgC)
<b>Références</b>	<b>60500</b> (53 500 si 4 jours)	<b>18600</b> (% /sem.2020)	<b>9500</b> (% /sem. 2020)	<b>Abattage hebdo = 12500 têtes</b>	<b>4,93</b>	<b>4,77</b>	<b>3,26</b>	<b>Evol 2021/2020</b>
S9	60 516	18 772 +0%	10 676 +3%	-1 300 0 sem.	4,10	3,89	2,41	4,34
S10	62 011	18 944 -1%	10 826 +23%	-1 800 0 sem.	4,12	3,92	2,41	4,34
S11	62 292	19 023 -2%	10 338 +4%	-2 200 0 sem.	4,11	3,95	2,44	4,34
S12	63 453	19 856 -12%	10 643 +7%	-2 600 0 sem.	4,13	3,97	2,46	4,34
S13	61 916	19 684 +15%	9 938 +34%	-2 800 0 sem.	4,15	3,98	2,49	4,34
<b>Evolution cumul 2021/2020</b>	<b>+5%</b>	<b>+7%</b>	<b>+4%</b>					



\*concernant les abattoirs de plus de 1500 tecs/semaine

\* Sources : Normabev, DGAL-douanes françaises, GEB-Idele d'après INSEE et BDNI et SPIE-Normabev-Bovex (projet Modemo), cotations FAM, cotations Modène, INSEE, INTERBEV