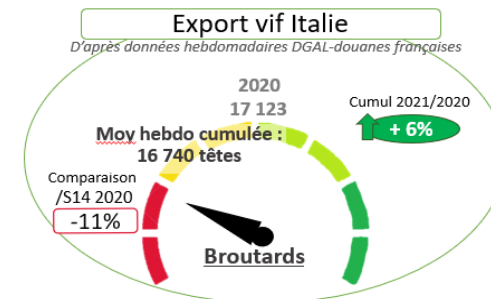
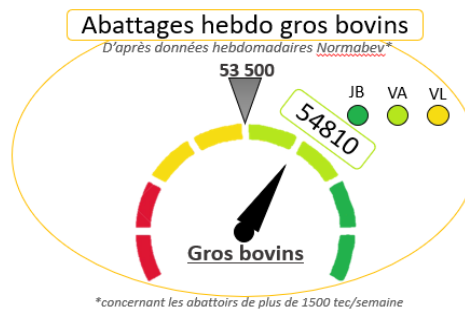
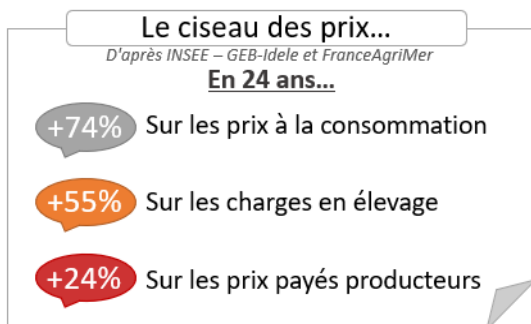
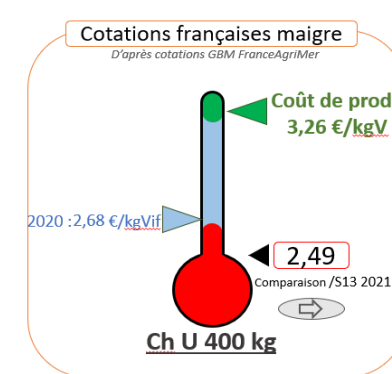
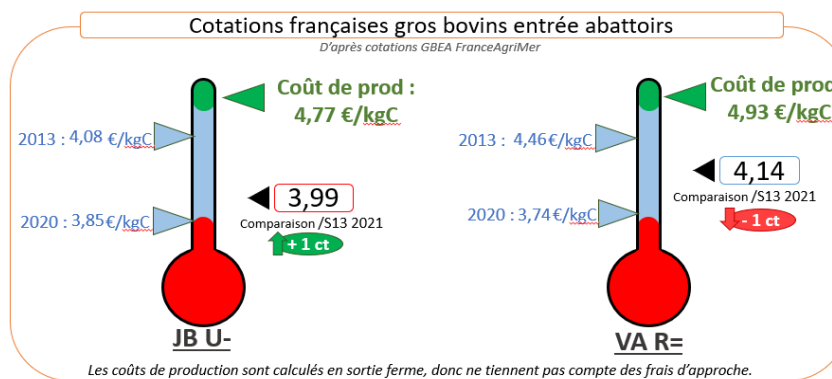





# Indicateurs de marché viande bovine

2021 - Semaine 14

	Abattages France	Exports vif (têtes dont veaux)		Stocks en ferme	Cotations françaises			Cotations Italie
	Total Gros bovins (têtes)	Italie	Espagne	Cumul surstock JB viande	VacheV R= (€/kgC)	JB U- (€/kgC)	Maigre Ch U 400 kg (€/kgV)	JB U Modène (€/kgC)
<b>Références</b>	<b>60500</b> (53 500 si 4 jours)	<b>16740</b> (% /sem.2020)	<b>8550</b> (% /sem. 2020)	<b>Abattage hebdo = 12500 têtes</b>	<b>4,93</b>	<b>4,77</b>	<b>3,26</b>	<b>Evol 2021/2020</b>
<b>S10</b>	62 011	18 944 <b>-1%</b>	10 826 <b>+23%</b>	-1 800 0 sem.	4,12	3,92	2,41	4,34
<b>S11</b>	62 292	19 023 <b>-2%</b>	10 338 <b>+4%</b>	-2 200 0 sem.	4,11	3,95	2,44	4,34
<b>S12</b>	63 453	19 856 <b>-12%</b>	10 643 <b>+7%</b>	-2 600 0 sem.	4,13	3,97	2,46	4,34
<b>S13</b>	61 916	19 684 <b>+15%</b>	9 938 <b>+34%</b>	-2 800 0 sem.	4,15	3,98	2,49	4,34
<b>S14 (4 jours ouvrés)*</b>	54 810	15 160 <b>-11%</b>	7 391 <b>+36%</b>	nc nc	4,14	3,99	2,49	4,34
<b>Evolution cumul 2021/2020</b>	<b>+4%</b>	<b>+6%</b>	<b>+5%</b>					



\* Sources : Normabev, DGAL-douanes françaises, GEB-Idele d'après INSEE et BDNI et SPIE-Normabev-Bovex (projet Modemo), cotations FAM, cotations Modène, INSEE, INTERBEV