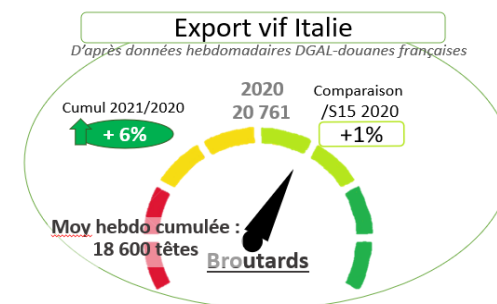
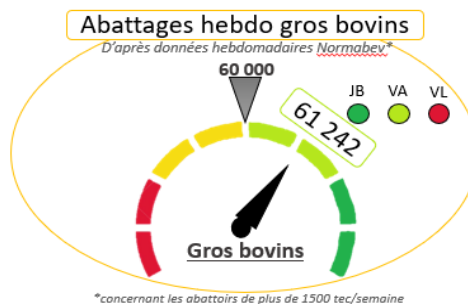
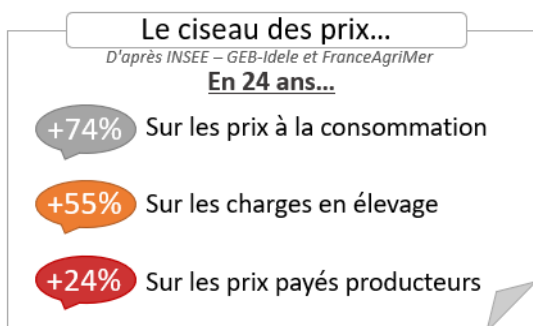
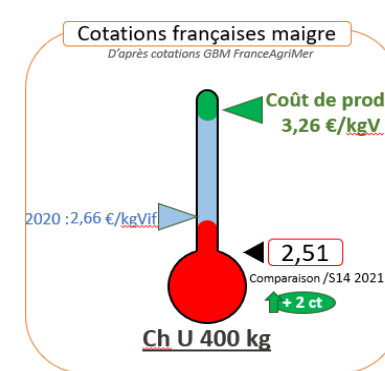






Indicateurs de marché viande bovine

2021 - Semaine 15

	Abattages France	Exports vif (têtes dont veaux)		Stocks en ferme	Cotations françaises			Cotations Italie
	Total Gros bovins (têtes)	Italie	Espagne	Cumul surstock JB viande	VacheV R= (€/kgC)	JB U- (€/kgC)	Maigre Ch U 400 kg (€/kgV)	JB U Modène (€/kgC)
Références	60000 (53 500 si 4 jours)	18600 (% /sem.2020)	9500 (% /sem. 2020)	Abattage hebdo = 12500 têtes	4,93	4,77	3,26	Evol 2021/2020
S11	62 292	19 023 -2%	10 338 +4%	-2 200 0 sem.	4,11	3,95	2,44	4,34
S12	63 453	19 856 -12%	10 643 +7%	-2 600 0 sem.	4,13	3,97	2,46	4,34
S13	61 916	19 684 +15%	9 938 +34%	-2 800 0 sem.	4,15	3,98	2,49	4,34
S14 (4 jours ouvrés)*	54 810	15 160 -11%	7 391 +36%	-3 800 0 sem.	4,14	3,99	2,49	4,34
S15	61 242	21 059 +1%	12 655 +102%	-4 600 0 sem.	4,14	3,98	2,51	4,34
Evolution cumul 2021/2020	+4%	+6%	+9%					



* Sources : Normabev, DGAL-douanes françaises, GEB-Idele d'après INSEE et BDNI et SPIE-Normabev-Bovex (projet Modemo), cotations FAM, cotations Modène, INSEE, INTERBEV