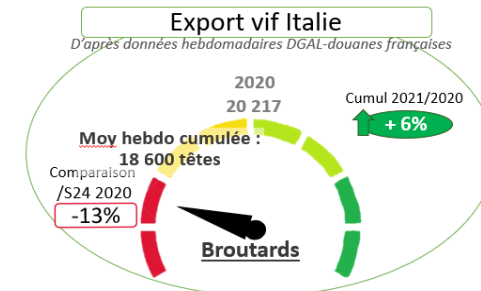
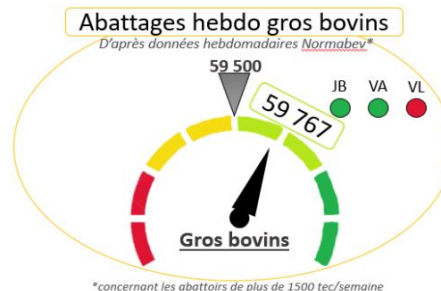
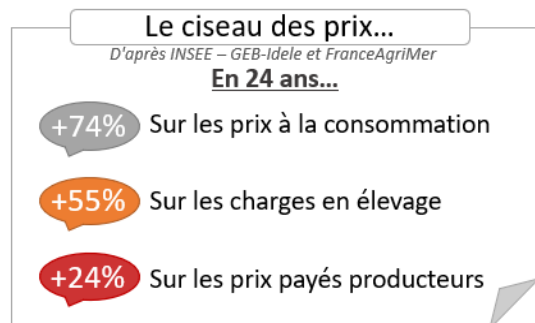
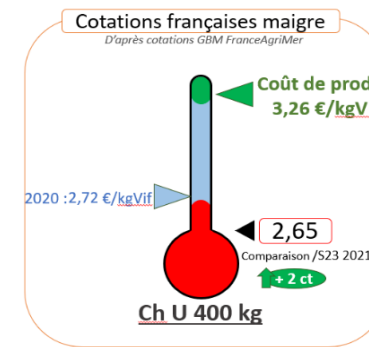
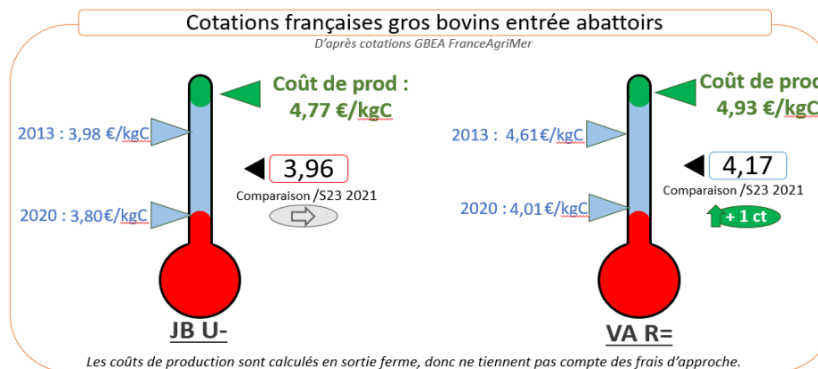





Indicateurs de marché viande bovine

2021 - Semaine 24

	Abattages France	Exports vif (têtes dont veaux)		Stocks en ferme	Cotations françaises			Cotations Italie	
	Total Gros bovins (têtes)	Italie	Espagne	Cumul surstock JB viande	VacheV R= (€/kgC)	JB U- (€/kgC)	Maigre Ch U 400 kg (€/kgV)	JB U Modène (€/kgC)	
Références	59500 (53 500 si 4 jours)	18600 (% /sem.2020)	9500 (% /sem. 2020)	Abattage hebdo = 12500 têtes	4,93	4,77	3,26	Evol 2021/2020	
S20	63 487	19 359 +11%	8 194 -2%	-3 300 0 sem.	4,14	3,96	2,59	4,32	+3%
S21 (4 jours ouverts)*	55 482	17 098 +10%	6 287 -1%	-3 800 0 sem.	4,14	3,95	2,61	4,32	+3%
S22	62 883	19 010 +7%	7 316 -7%	-5 000 0 sem.	4,15	3,95	2,61	4,36	+4%
S23	62 256	19 494 +14%	7 156 +14%	-7 300 0 sem.	4,16	3,96	2,63	4,39	+5%
S24	59 767	17 657 -13%	6 419 -28%	nc nc	4,17	3,96	2,65	4,42	+5%
Evolution cumul 2021/2020	+4%	+6%	+8%						



* Sources : Normabev, DGAL-douanes françaises, GEB-Idele d'après INSEE et BDNI et SPIE-Normabev-Bovex (projet Modemo), cotations FAM, cotations Modène, INSEE, INTERBEV