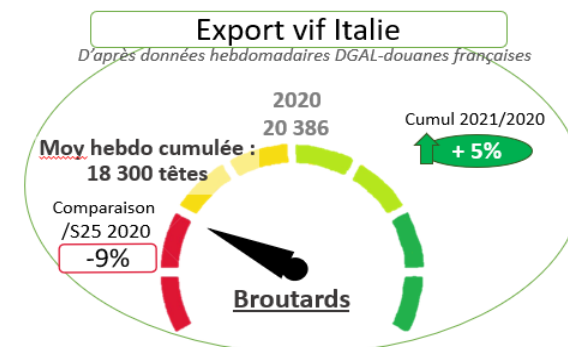
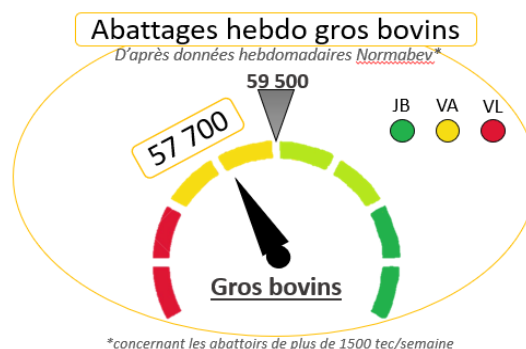
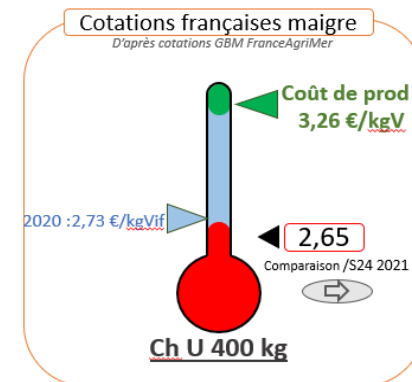
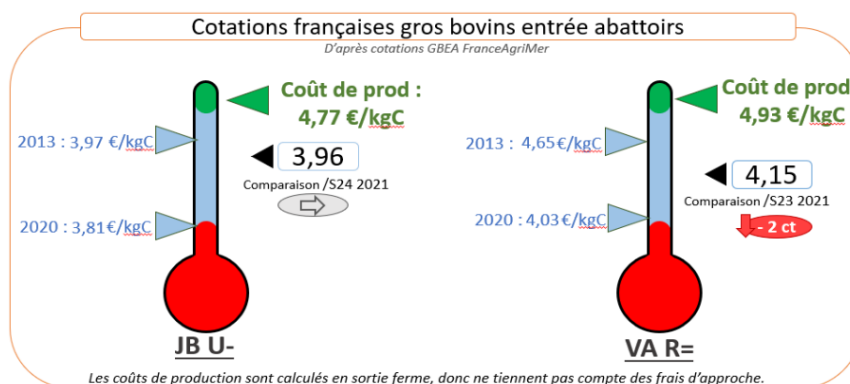
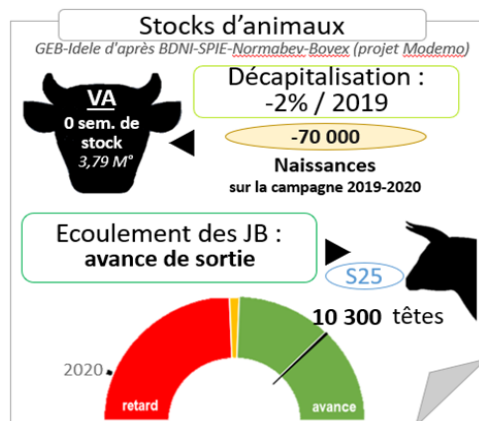




Indicateurs de marché viande bovine

2021 - Semaine 25

| | Abattages France | Exports vif (têtes dont veaux) | | Stocks en ferme | Cotations françaises | | | Cotations Italie |
|---------------------------|---------------------------|--------------------------------|---------------------|------------------------------|----------------------|---------------|----------------------------|---------------------|
| | Total Gros bovins (têtes) | Italie | Espagne | Cumul surstock JB viande | VacheV R= (€/kgC) | JB U- (€/kgC) | Maigre Ch U 400 kg (€/kgV) | JB U Modène (€/kgC) |
| Références | 59500 (53 500 si 4 jours) | 18300 (% /sem.2020) | 8900 (% /sem. 2020) | Abattage hebdo = 12500 têtes | 4.93 | 4.77 | 3.26 | Evol 2021/2020 |
| S21 (4 jours ouvrés)* | 55 482 | 17 098 +10% | 6 287 -1% | -3 800 0 sem. | 4.14 | 3.95 | 2.61 | 4.32 +3% |
| S22 | 62 883 | 19 010 +7% | 7 316 -7% | -5 000 0 sem. | 4.15 | 3.95 | 2.61 | 4.36 +4% |
| S23 | 62 256 | 19 494 +14% | 7 156 +14% | -7 300 0 sem. | 4.16 | 3.96 | 2.63 | 4.39 +5% |
| S24 | 59 767 | 17 657 -13% | 6 419 -28% | -9 300 0 sem. | 4.17 | 3.96 | 2.65 | 4.42 +5% |
| S25 | 57 700 | 18 644 -9% | 6 753 -20% | -10 300 0 sem. | 4.15 | 3.96 | 2.65 | 4.42 +6% |
| Evolution cumul 2021/2020 | +3% | +5% | +7% | | | | | |



* Sources : Normabev, DGAL-douanes françaises, GEB-Idele d'après INSEE et BDNI et SPIE-Normabev-Bovex (projet Modemo), cotations FAM, cotations Modène, INSEE, INTERBEV