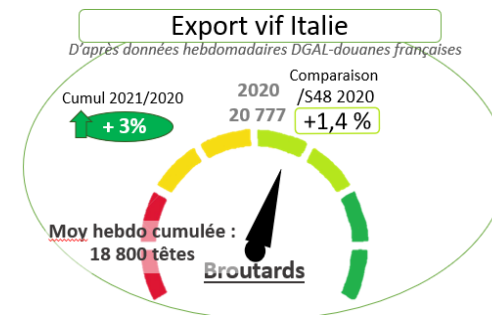
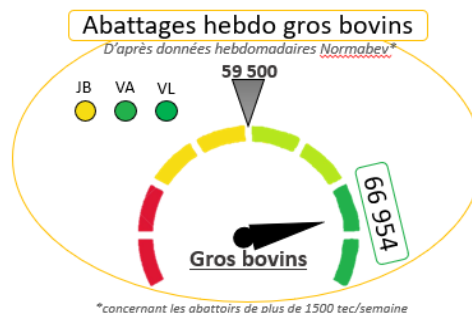
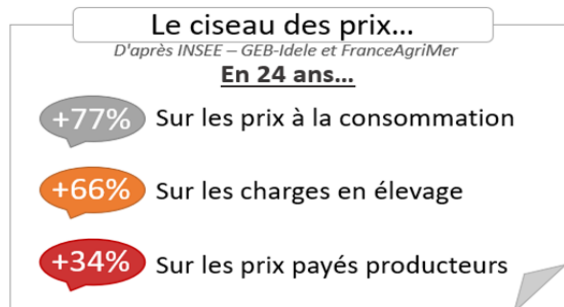
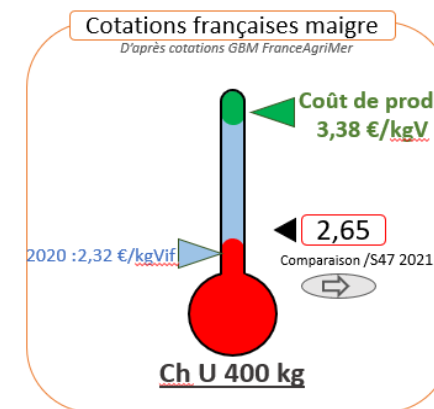
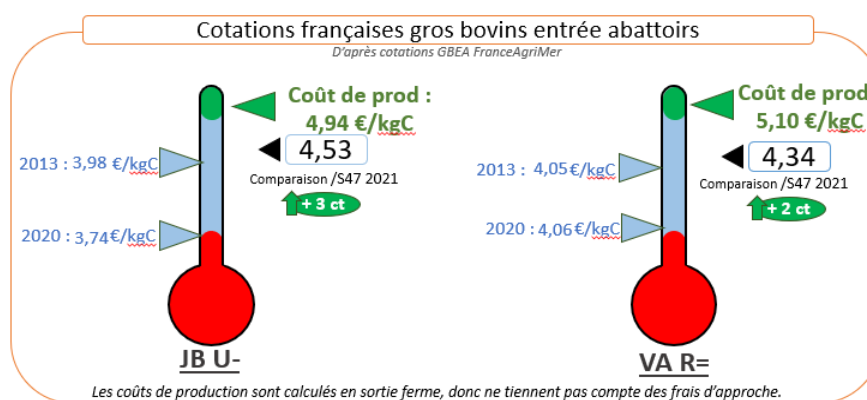
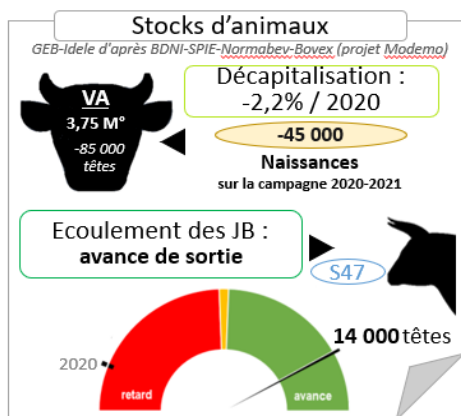




# Indicateurs de marché viande bovine

2021 - Semaine 48

|                                  | Abattages France                    | Exports vif (têtes dont veaux) |                               | Effectifs et sorties                    |        | Cotations françaises |               |                            | Cotations Italie      |      |
|----------------------------------|-------------------------------------|--------------------------------|-------------------------------|---|--------|----------------------|---------------|----------------------------|-----------------------|------|
|                                  | Total Gros bovins (têtes)           | Italie                         | Espagne                       | Ecoulement JB viande : avance de sortie |        | VacheV R= (€/kgC)    | JB U- (€/kgC) | Maigre Ch U 400 kg (€/kgV) | JB U Modène (€/kgC)   |      |
| <b>Références</b>                | <b>59500</b><br>(53 500 si 4 jours) | <b>18800</b><br>(% /sem.2020)  | <b>9500</b><br>(% /sem. 2020) | <b>Abattage hebdo = 12500 têtes</b>     |        | <b>5,10</b>          | <b>4,94</b>   | <b>3,38</b>                | <b>Evol 2021/2020</b> |      |
| <b>S44 (4 jours ouvrés)*</b>     | 56 174                              | 19 921 +2%                     | 8 855 -23%                    | -16 500                                 | 0 sem. | 4,28                 | 4,36          | 2,65                       | 4,98                  | +17% |
| <b>S45 (4 jours ouvrés)*</b>     | 57 674                              | 20 239 -4%                     | 12 790 +5%                    | -15 700                                 | 0 sem. | 4,32                 | 4,40          | 2,65                       | 4,98                  | +17% |
| <b>S46</b>                       | 67 361                              | 23 359 +21%                    | 13 175 +24%                   | -14 900                                 | 0 sem. | 4,32                 | 4,45          | 2,65                       | 5,03                  | +18% |
| <b>S47</b>                       | 67 979                              | 24 386 +17%                    | 12 288 -20%                   | -14 000                                 | 0 sem. | 4,32                 | 4,50          | 2,65                       | 5,07                  | +19% |
| <b>S48</b>                       | 66 954                              | 21 067 +1%                     | 11 276 -24%                   | nc                                      | nc     | 4,34                 | 4,53          | 2,65                       | 5,15                  | +20% |
| <b>Evolution cumul 2021/2020</b> | <b>+2%</b>                          | <b>+3%</b>                     | <b>+1%</b>                    |   |        |                      |               |                            |                       |      |



\* Sources : Normabev. DGAL-douanes françaises. GEB-Idele d'après INSEE et BDNI et SPIE-Normabev-Bovex (projet Modemo). cotations FAM. cotations Modène. INSEE. INTERBEV