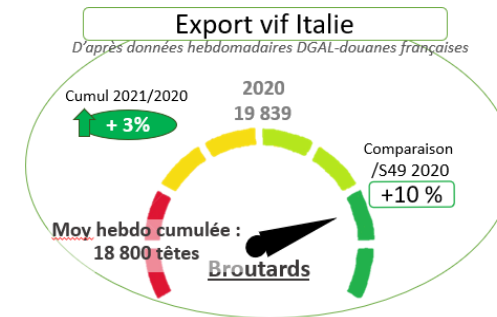
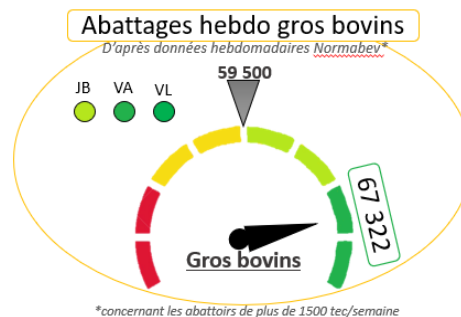
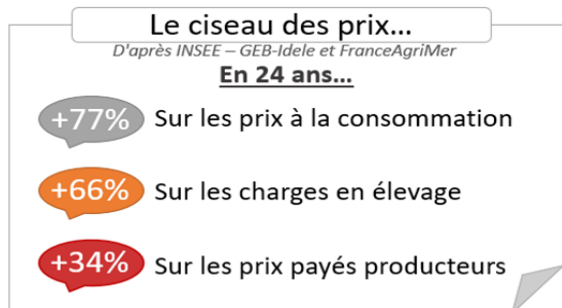
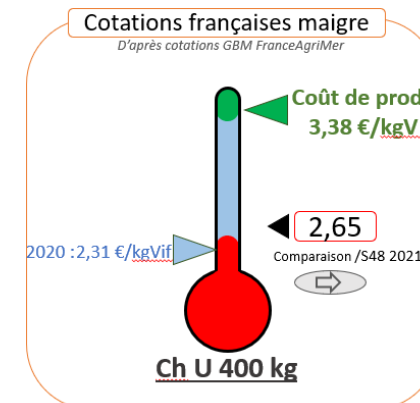
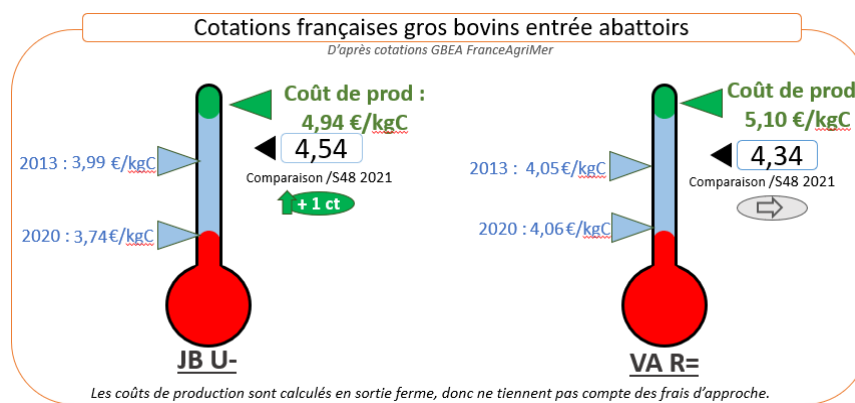
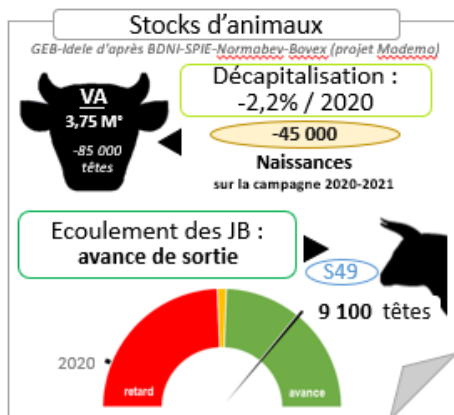




# Indicateurs de marché viande bovine

2021 - Semaine 49

	Abattages France	Exports vif (têtes dont veaux)		Effectifs et sorties	Cotations françaises			Cotations Italie	
	Total Gros bovins (têtes)	Italie	Espagne	Écoulement JB viande : avance de sortie	VacheV R= (€/kgC)	JB U- (€/kgC)	Maigre Ch U 400 kg (€/kgV)	JB U Modène (€/kgC)	
<b>Références</b>	<b>59500</b> (53 500 si 4 jours)	<b>18800</b> (% /sem.2020)	<b>9500</b> (% /sem. 2020)	<b>Abattage hebdo = 12500 têtes</b>	<b>5,10</b>	<b>4,94</b>	<b>3,38</b>	<b>Evol 2021/2020</b>	
<b>S45 (4 jours ouvrés)*</b>	57 674	20 239 <b>-4%</b>	12 790 <b>+5%</b>	-15 700 0 sem.	4,32	4,40	2,65	4,98	+17%
<b>S46</b>	67 361	23 359 <b>+21%</b>	13 175 <b>+24%</b>	-14 900 0 sem.	4,32	4,45	2,65	5,03	+18%
<b>S47</b>	67 979	24 386 <b>+17%</b>	12 288 <b>-20%</b>	-14 000 0 sem.	4,32	4,50	2,65	5,07	+19%
<b>S48</b>	66 954	21 067 <b>+1%</b>	11 276 <b>-24%</b>	-11 000 0 sem.	4,34	4,53	2,65	5,15	+20%
<b>S49</b>	67 322	21 853 <b>+10%</b>	25 511 <b>+71%</b>	-9 100 0 sem.	4,34	4,54	2,65	5,15	+19%
<b>Evolution cumul 2021/2020</b>	<b>+2%</b>	<b>+3%</b>	<b>+4%</b>						



\* Sources : Normabev. DGAL-douanes françaises. GEB-Idele d'après INSEE et BDNI et SPIE-Normabev-Bovex (projet Modemo). cotations FAM. cotations Modène. INSEE. INTERBEV