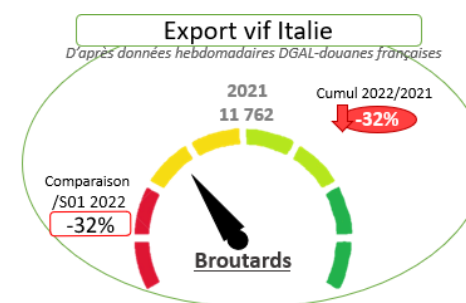
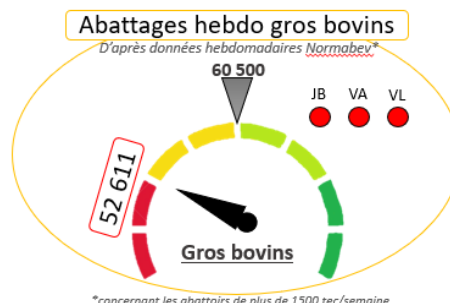
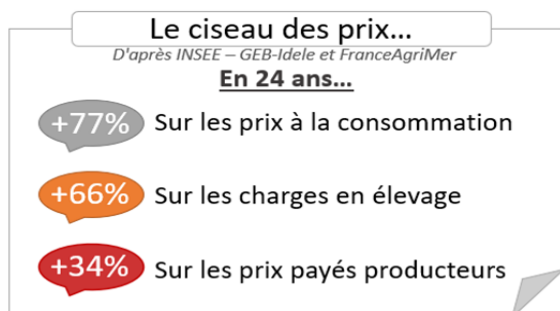
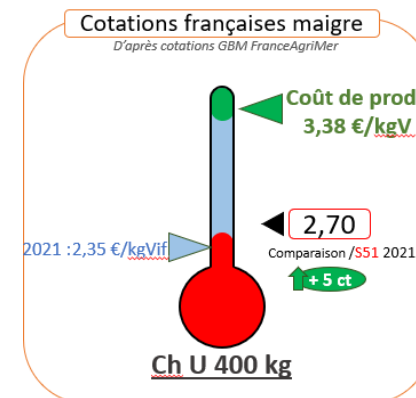
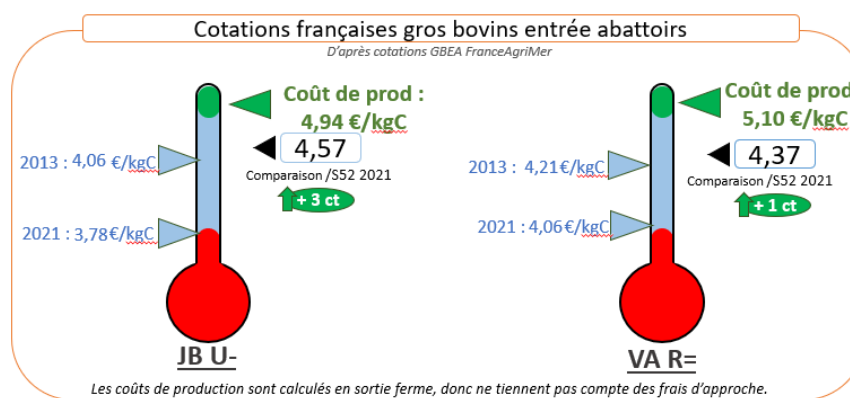
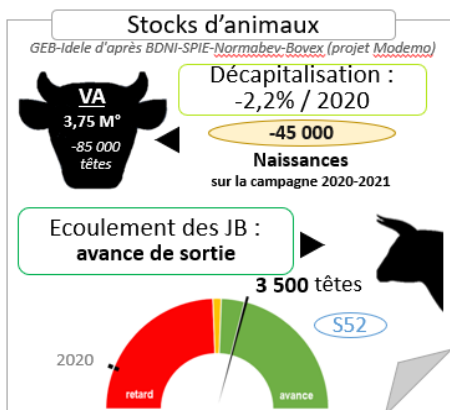




# Indicateurs de marché viande bovine

2022 - Semaine 1

	Abattages France	Exports vif (têtes dont veaux)		Effectifs et sorties	Cotations françaises			Cotations Italie	
	Total Gros bovins (têtes)	Italie	Espagne	Écoulement JB viande : avance de sortie	Vache V R= (€/kgC)	JB U- (€/kgC)	Maigre Ch U 400 kg (€/kgV)	JB U Modène (€/kgC)	
<b>Références</b>	<b>60500</b> (54 000 si 4 jours)	<b>18800</b> (% /sem.2021)	<b>9500</b> (% /sem. 2021)	<b>Abattage hebdo = 12500 têtes</b>	<b>5,10</b>	<b>4,94</b>	<b>3,38</b>	<b>Evol 2022/2021</b>	
2021 - S49	67 322	21 853 +10%	12 580 -16%	-9 100 0 sem.	4,34	4,54	2,65	5,15	+19%
2021 - S50	65 538	23 688 +18%	12 685 -19%	-10 000 0 sem.	4,32	4,54	2,65	5,15	+19%
2021 - S51	54 318	15 397 -38%	10 231 -31%	-8 000 0 sem.	4,34	4,54	2,65	nc	nc
2021 - S52	44 959	2 132 -72%	650 -91%	-3 500 0 sem.	4,36	4,54	nc	5,15	+19%
<b>S1</b>	<b>52 611</b>	<b>8 023 -32%</b>	<b>11 717 -8%</b>	nc nc	4,37	4,57	2,70	5,15	+19%
<b>Evolution cumul 2022/2021</b>	<b>-13%</b>	<b>-32%</b>	<b>-8%</b>						



\* Sources : Normabev. DGAL-douanes françaises. GEB-Idele d'après INSEE et BDNI et SPIE-Normabev-Bovex (projet Modemo). cotations FAM. cotations Modène. INSEE. INTERBEV