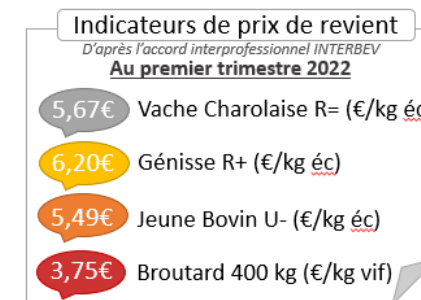
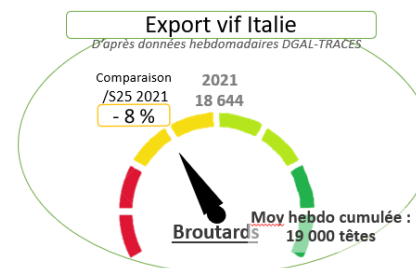
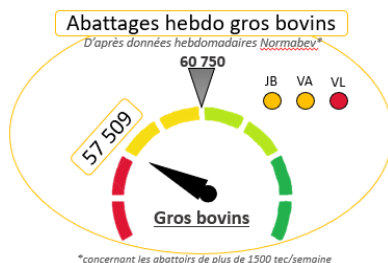
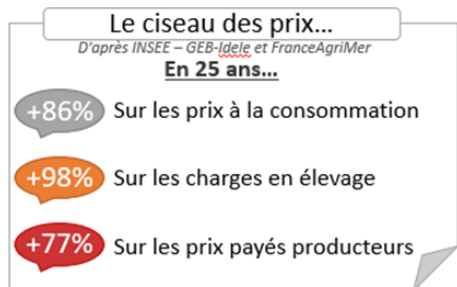
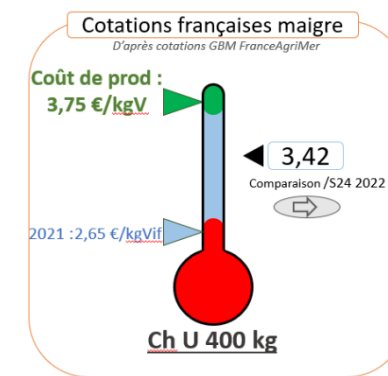
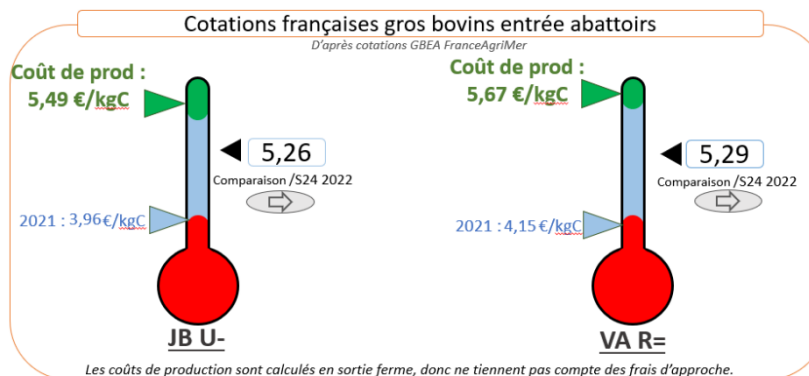
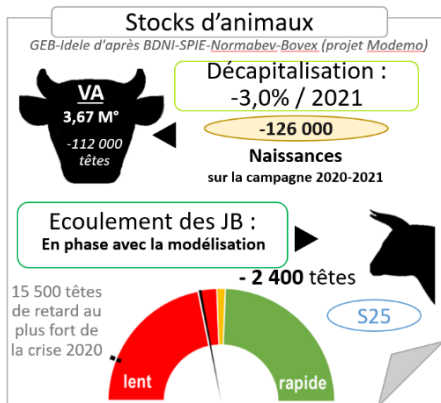




# Indicateurs de marché viande bovine

2022 - Semaine 25

	Abattages France	Exports vif (têtes dont veaux)		Effectifs et sorties	Cotations françaises			Cotations Italie	
	Total Gros bovins (têtes)	Italie	Espagne	Écoulement JB viande : retard de sortie	Vache V R= (€/kgC)	JB U- (€/kgC)	Maigre Ch U 400 kg (€/kgV)	JB U Modène (€/kgC)	
<b>Références</b>	<b>60500</b> (54 750 si 4 jours)	<b>19000</b> (% /sem.2021)	<b>9500</b> (% /sem. 2021)	<b>Abattage hebdo = 14500 têtes</b>	<b>5,67</b>	<b>5,49</b>	<b>3,75</b>	<b>Evol 2022/2021</b>	
<b>S21 (4 jours ouvrés)*</b>	51 873	14 549 -15%	6 310 +0%	800 0 sem.	5,25	5,25	3,34	5,61	+30%
<b>S22</b>	60 200	16 790 -12%	7 530 +3%	800 0 sem.	5,26	5,25	3,38	5,61	+29%
<b>S23 (4 jours ouvrés)*</b>	54 644	17 511 -10%	6 918 -3%	800 0 sem.	5,28	5,26	3,40	5,61	+28%
<b>S24</b>	60 126	18 631 +6%	7 260 +13%	1 100 0 sem.	5,29	5,26	3,42	5,61	+27%
<b>S25</b>	57 509	17 196 -8%	7 134 +6%	2 400 0 sem.	5,29	5,26	3,42	5,61	+27%



\* Sources : Normabev, DGAL-TRACE, GEB-Idele d'après INSEE et BDNI et SPIE-Normabev-Bovex (projet Modemo), cotations FAM, cotations Modène, INSEE, INTERBEV