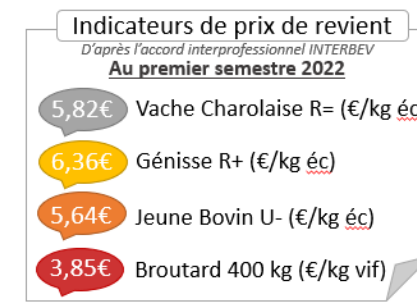
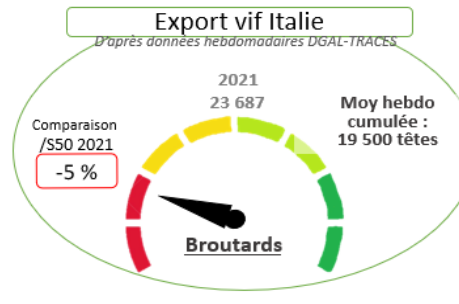
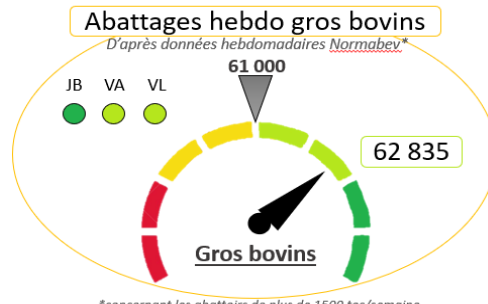
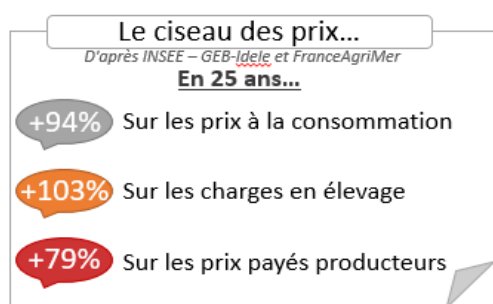
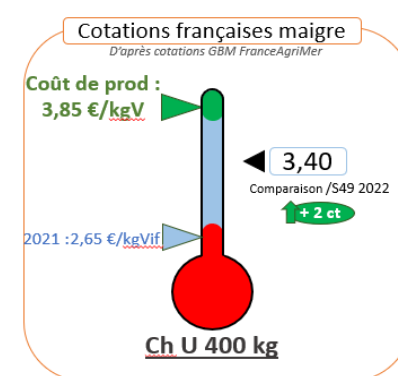

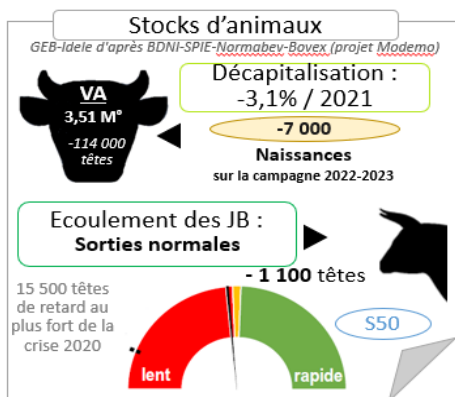




# Indicateurs de marché viande bovine

2022 - Semaine 50

	Abattages France	Exports vif (têtes dont veaux)		Effectifs et sorties	Cotations françaises			Cotations Italie	
	Total Gros bovins (têtes)	Italie	Espagne	Écoulement JB viande : sorties rapides	VacheV R= (€/kgC)	JB U- (€/kgC)	Maigre Ch U 400 kg (€/kgV)	JB U Modène (€/kgC)	
Références	61000	19500 (% /sem.2021)	9500 (% /sem. 2021)	Abattage hebdo = 11800 têtes	5.82	5.64	3.85	Evol 2022/2021	
S46	64 133	19 136 -18%	10 488 -20%	2 100 0 sem.	5.40	5.36	3.42	5.95	+18%
S47	65 783	22 153 -9%	11 412 -7%	2 200 0 sem.	5.40	5.39	3.40	6.00	+18%
S48	64 531	20 831 -1%	11 536 +2%	2 300 0 sem.	5.41	5.41	3.39	6.05	+17%
S49	64 328	19 240 -12%	11 048 -12%	1 900 0 sem.	5.41	5.44	3.38	6.05	+17%
S50	62 835	21 097 -11%	11 042 -13%	1 100 0 sem.	5.40	5.46	3.40	6.05	+17%



\* Sources : Normabev, DGAL-TRACE, GEB-Idele d'après INSEE et BDNI et SPIE-Normabev-Bovex (projet Modemo), cotations FAM, cotations Modène, INSEE, INTERBEV