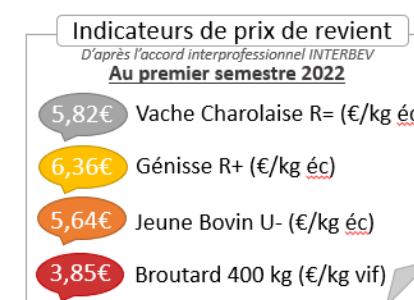
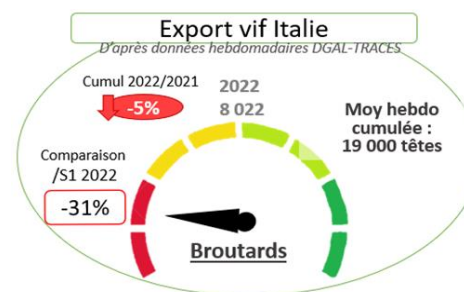
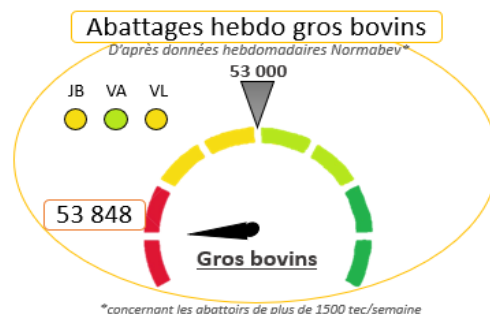
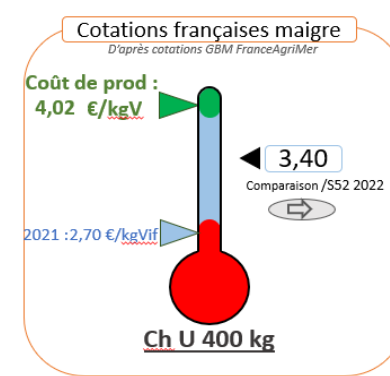
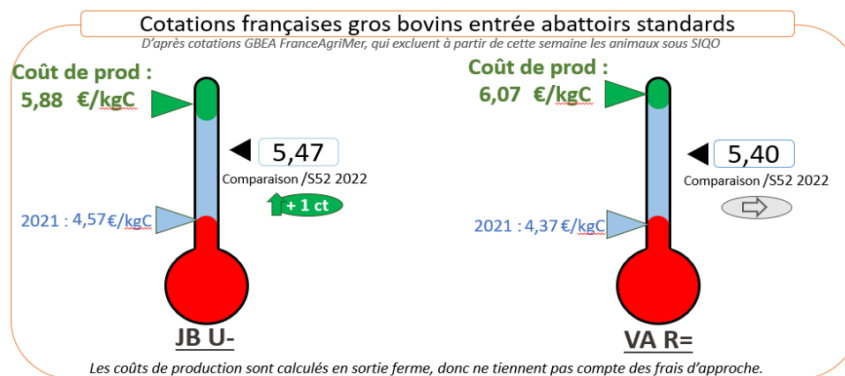
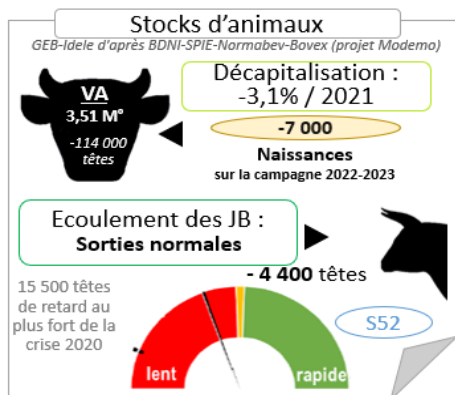




Indicateurs de marché viande bovine

2023 - Semaine 1

	Abattages France	Exports vif (têtes dont veaux)		Effectifs et sorties	Cotations françaises			Cotations Italie	
	Total Gros bovins (têtes)	Italie	Espagne	Écoulement JB viande : sorties normales	VacheV R= (€/kgC)	JB U- (€/kgC)	Maigre Ch U 400 kg (€/kgV)	JB U Modène (€/kgC)	
Références	53000	19000 (% /sem.2021)	9500 (% /sem. 2021)	Abattage hebdo = 11800 têtes	6.07	5.88	4.02	Evol 2022/2021	
S49	64 328	19 240 -12%	11 048 -12%	1 900	0 sem.	5.41	5.44	3.38	6.05 +17%
S50	62 835	21 097 -11%	11 042 -13%	1 100	0 sem.	5.40	5.46	3.40	6.05 +17%
S51	54 166	17 590 +14%	10 272 +0%	2 100	0 sem.	5.40	5.46	3.40	6.05 +17%
S52	47 591	1 145 -46%	422 -35%	4 400	0 sem.	5.40	5.46	3.40	6.05 +17%
S1	52 848	5 523 -31%	11 336 -3%	nc	nc	5.40	5.47	3.40	6.05 +17%



* Sources : Normabev, DGAL-TRACE, GEB-Idele d'après INSEE et BDNI et SPIE-Normabev-Bovex (projet Modemo), cotations FAM, cotations Modène, INSEE, INTERBEV