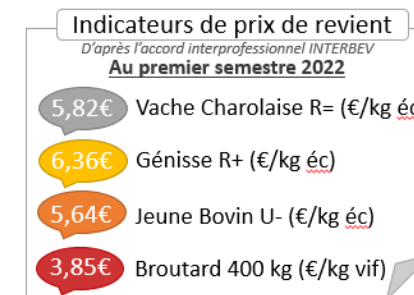
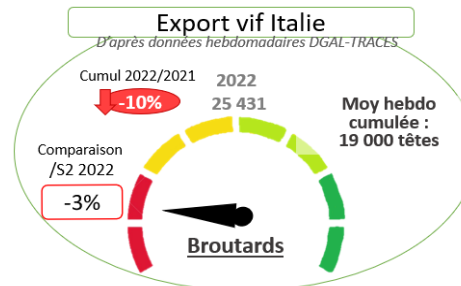
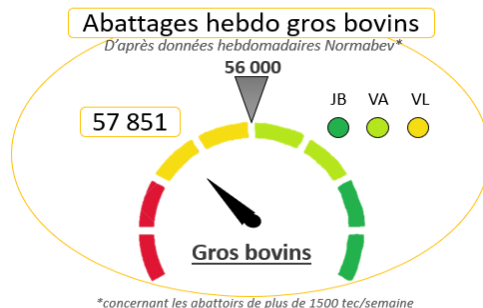

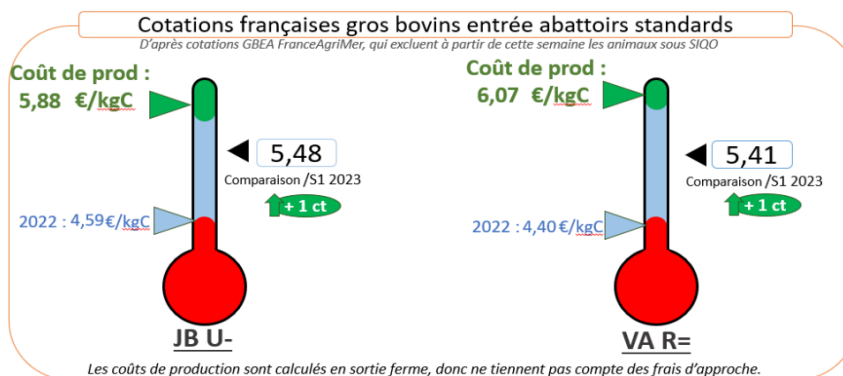
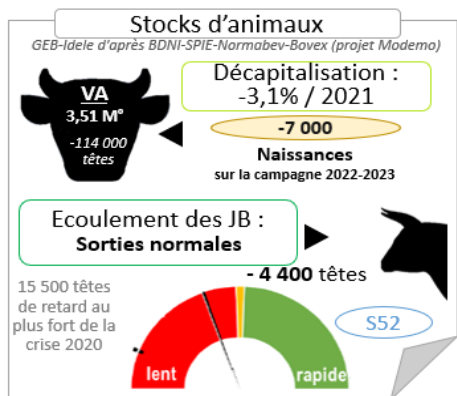




# Indicateurs de marché viande bovine

2023 - Semaine 2

	Abattages France	Exports vif (têtes dont veaux)		Effectifs et sorties	Cotations françaises			Cotations Italie	
	Total Gros bovins (têtes)	Italie	Espagne	Ecoulement JB viande : sorties normales		VacheV R= (€/kgC)	JB U- (€/kgC)	Maigre Ch U 400 kg (€/kgV)	JB U Modène (€/kgC)
Références	56000	19000 (% /sem.2021)	9500 (% /sem. 2021)	Abattage hebdo = 11800 têtes		6.07	5.88	4.02	Evol 2022/2021
S50	62 835	21 097 -11%	11 042 -13%	1 100	0 sem.	5.40	5.46	3.40	6.05 +17%
S51	54 166	17 590 +14%	10 272 +0%	2 100	0 sem.	5.40	5.46	3.40	6.05 +17%
S52	47 591	1 145 -46%	422 -35%	4 400	0 sem.	5.40	5.46	3.40	6.05 +17%
S1	52 848	5 523 -31%	11 336 -3%	nc	nc	5.40	5.47	3.40	6.05 +17%
S2	57 851	24 551 -3%	10 571 -6%	nc	nc	5.41	5.48	3.43	6.05 +16%



\* Sources : Normabev, DGAL-TRACE, GEB-Idele d'après INSEE et BDNI et SPIE-Normabev-Bovex (projet Modemo), cotations FAM, cotations Modène, INSEE, INTERBEV