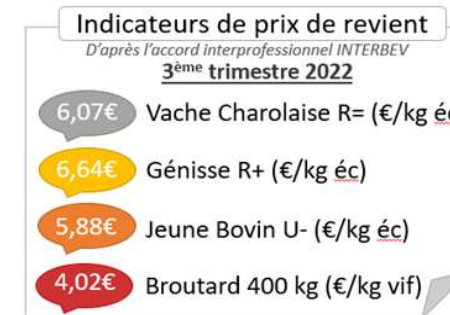
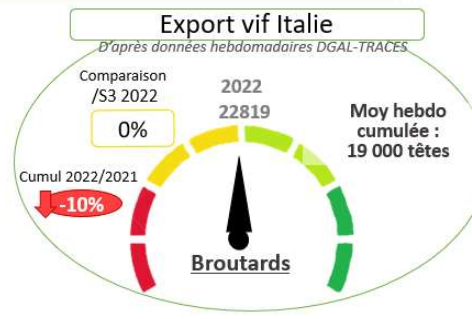
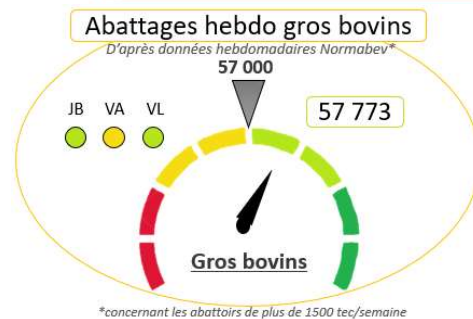
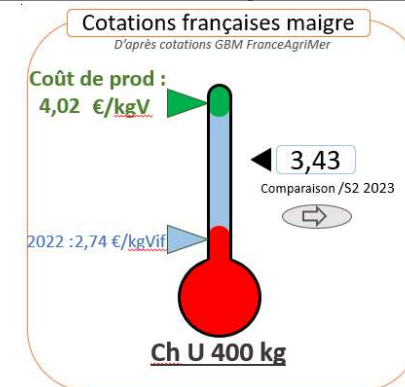
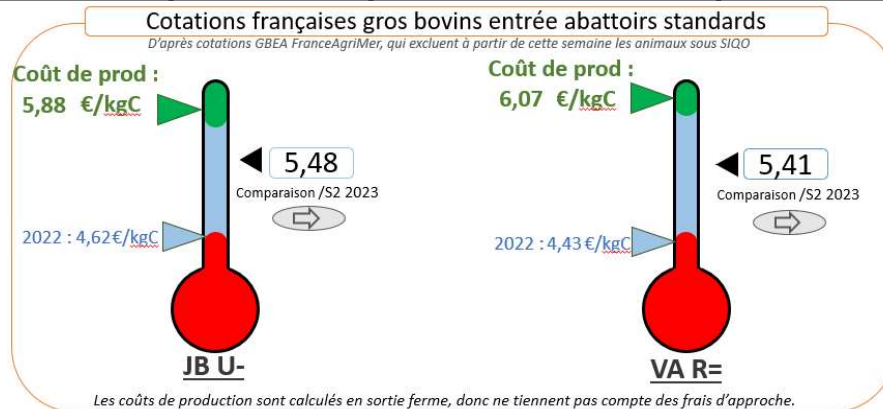
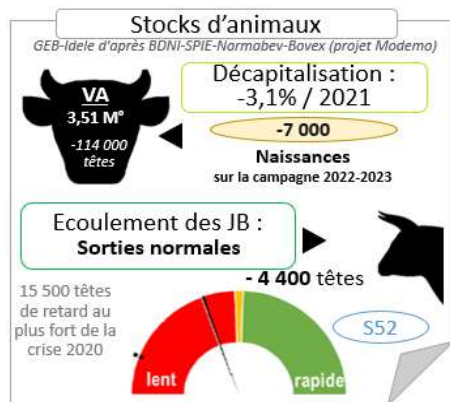




# Indicateurs de marché viande bovine

2023 - Semaine 3

	Abattages France	Exports vif (têtes dont veaux)		Effectifs et sorties	Cotations françaises			Cotations Italie	
	Total Gros bovins (têtes)	Italie	Espagne	Écoulement JB viande : sorties ralenties	VacheV R= (€/kgC)	JB U- (€/kgC)	Maigre Ch U 400 kg (€/kgV)	JB U Modène (€/kgC)	
<b>Références</b>	<b>57000</b>	<b>19000</b> (% /sem.2021)	<b>9500</b> (% /sem. 2021)	<b>Abattage hebdo = 11800 têtes</b>	<b>6,07</b>	<b>5,88</b>	<b>4,02</b>	<b>Evol 2022/2021</b>	
<b>S51</b>	54 166	17 590 +14%	10 272 +0%	2 100 0 sem.	5,40	5,46	3,40	6,05	+17%
<b>S52</b>	47 591	1 145 -46%	422 -35%	4 400 0 sem.	5,40	5,46	3,40	6,05	+17%
<b>S1</b>	52 848	5 523 -31%	11 336 -3%	nc nc	5,40	5,47	3,40	6,05	+17%
<b>S2</b>	57 851	24 551 -3%	10 571 -6%	nc nc	5,41	5,48	3,43	6,05	+16%
<b>S3</b>	57 773	22 844 +0%	10 132 -6%	nc nc	5,41	5,48	3,43	6,05	+15%



\* Sources : Normabev, DGAL-TRACE, GEB-Idele d'après INSEE et BDNI et SPIE-Normabev-Bovex (projet Modemo), cotations FAM, cotations Modène, INSEE, INTERBEV