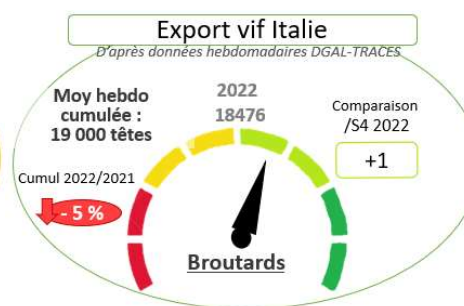
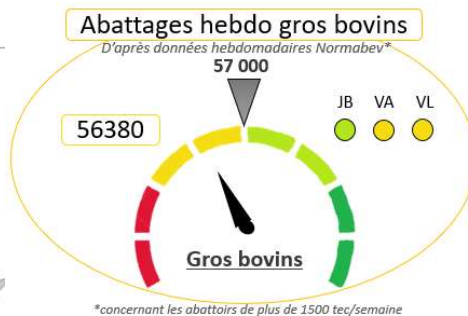
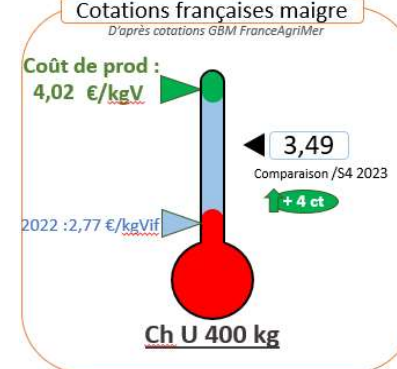
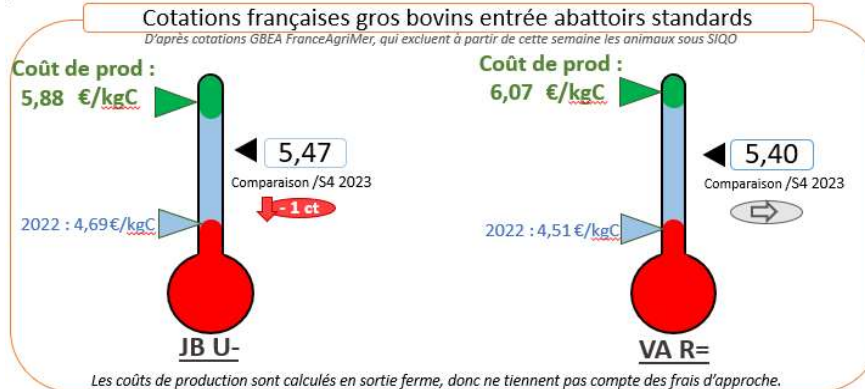
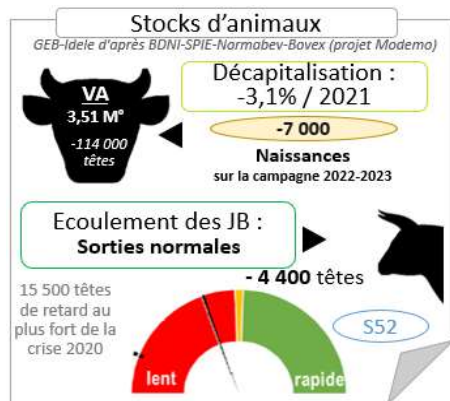




# Indicateurs de marché viande bovine

2023 - Semaine 5

	Abattages France	Exports vif (têtes dont veaux)		Cotations françaises			Cotations Italie
	Total Gros bovins (têtes)	Italie	Espagne	VacheV R= (€/kgC)	JB U- (€/kgC)	Maigre Ch U 400 kg (€/kgV)	JB U Modène (€/kgC)
<b>Références</b>	<b>57000</b>	<b>19000</b> (% /sem.2021)	<b>9500</b> (% /sem. 2021)	<b>6,07</b>	<b>5,88</b>	<b>4,02</b>	<b>Evol 2022/2021</b>
S1	52 848	5 523 -31%	11 336 -3%	5,40	5,47	3,40	6,05 +17%
S2	57 851	24 551 -3%	10 571 -6%	5,41	5,48	3,43	6,05 +16%
S3	57 773	22 844 +0%	10 132 -6%	5,41	5,48	3,43	6,05 +15%
S4	57 711	20 449 -3%	8 436 -10%	5,40	5,48	3,45	6,08 +16%
S5	56 380	18 598 +1%	8 914 -1%	5,40	5,47	3,49	6,08 +16%



\* Sources : Normabev, DGAL-TRACE, GEB-Idele d'après INSEE et BDNI et SPIE-Normabev-Bovex (projet Modemo), cotations FAM, cotations Modène, INSEE, INTERBEV