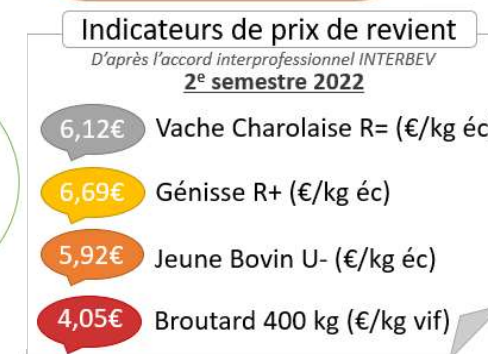
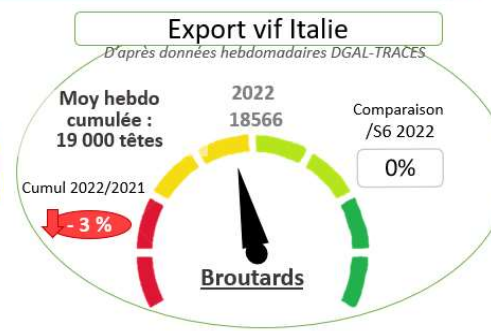
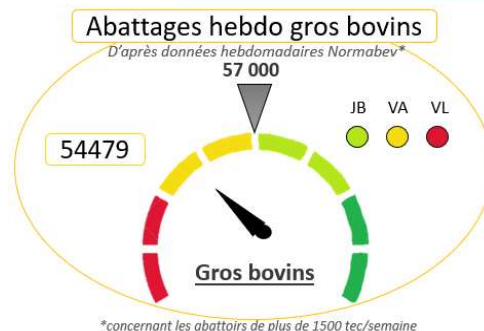
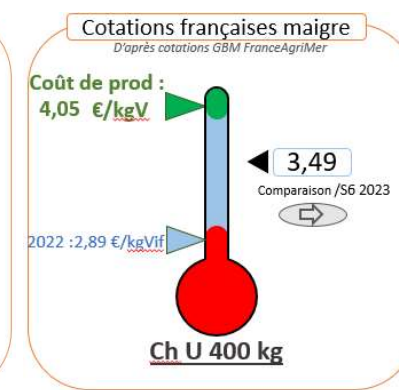
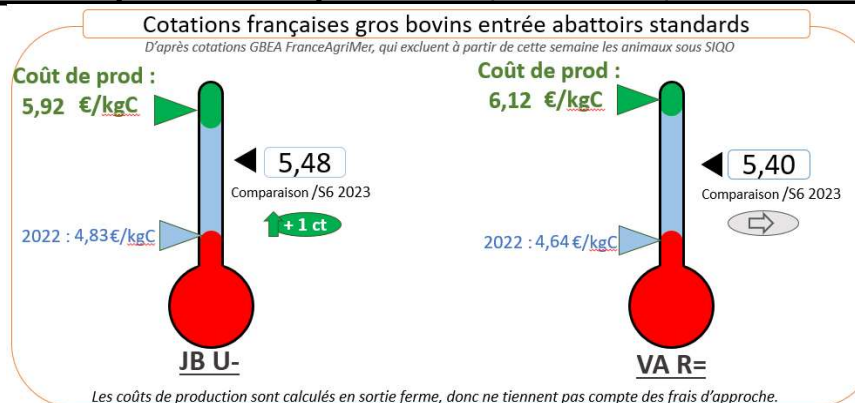
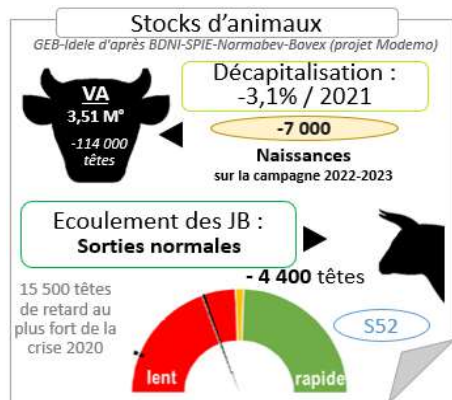




Indicateurs de marché viande bovine

2023 - Semaine 7

	Abattages France	Exports vif (têtes dont veaux)		Cotations françaises			Cotations Italie	
	Total Gros bovins (têtes)	Italie	Espagne	Vache V R= (€/kgC)	JB U- (€/kgC)	Maigre Ch U 400 kg (€/kgV)	JB U Modène (€/kgC)	
Références	56000	19000 (% /sem.2021)	9500 (% /sem. 2021)	6,12	5,92	4,05	Evol 2022/2021	
S3	57 773	22 844 +0%	10 132 -6%	5,41	5,48	3,43	6,05	+15%
S4	57 711	20 449 -3%	8 436 -10%	5,40	5,48	3,45	6,08	+16%
S5	56 380	18 598 +1%	8 914 -1%	5,40	5,47	3,49	6,08	+16%
S6	55 953	19 307 +1%	8 416 -5%	5,40	5,47	3,49	6,08	+14%
S7	54 479	18 607 +0%	8 153 -11%	5,40	5,48	3,49	6,12	+15%



* Sources : Normabev, DGAL-TRACE, GEB-Idele d'après INSEE et BDNI et SPIE-Normabev-Bovex (projet Modemo), cotations FAM, cotations Modène, INSEE, INTERBEV