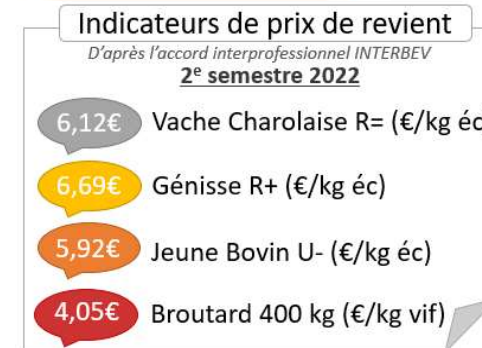
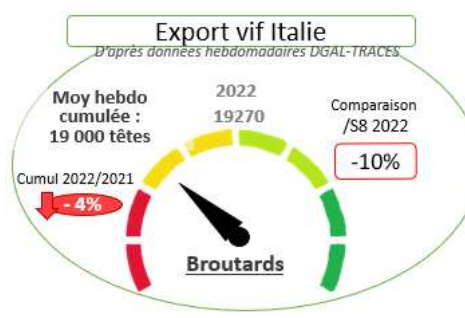
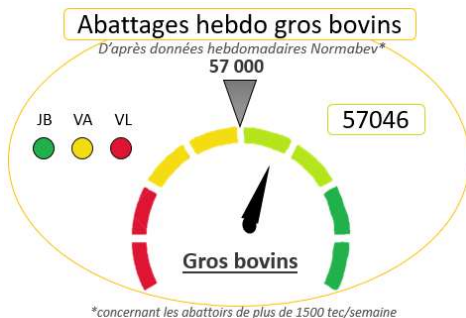
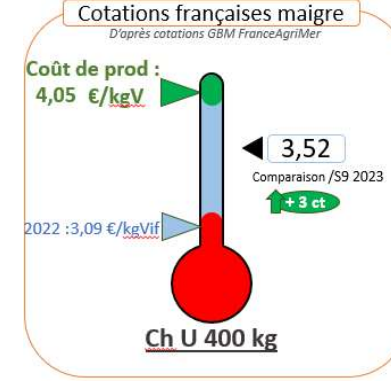

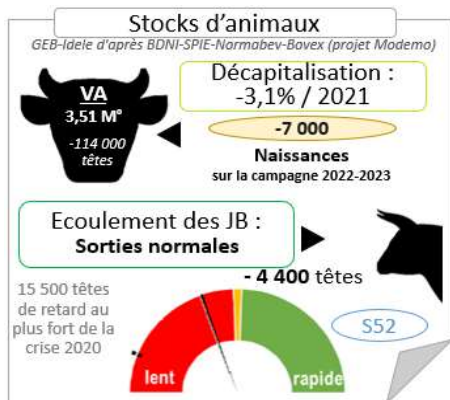




Indicateurs de marché viande bovine

2023 - Semaine 10

	Abattages France	Exports vif (têtes dont veaux)		Cotations françaises			Cotations Italie	
	Total Gros bovins (têtes)	Italie	Espagne	Vache V R= (€/kgC)	JB U- (€/kgC)	Maigre Ch U 400 kg (€/kgV)	JB U Modène (€/kgC)	
Références	57000	0 (% /sem.2021)	9500 (% /sem. 2021)	6,12	5,92	4,05	Evol 2022/2021	
S6	55 953	19 307 +1%	8 416 -5%	5,40	5,47	3,49	6,08	+14%
S7	54 479	18 607 +0%	8 153 -11%	5,40	5,48	3,49	6,12	+15%
S8	55 622	18 429 -7%	8 742 -7%	5,42	5,49	3,49	6,12	+13%
S9	55 856	17 412 -10%	7 818 -19%	5,44	5,50	3,49	6,12	+13%
S10	57 046	nc nc	nc nc	5,46	5,51	3,52	6,12	+11%



* Sources : Normabev, DGAL-TRACE, GEB-Idele d'après INSEE et BDNI et SPIE-Normabev-Bovex (projet Modemo), cotations FAM, cotations Modène, INSEE, INTERBEV