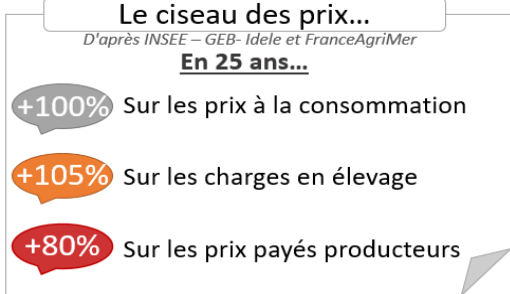
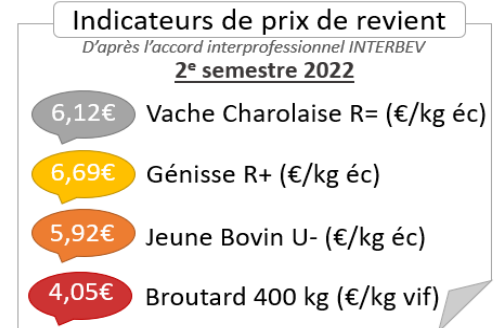
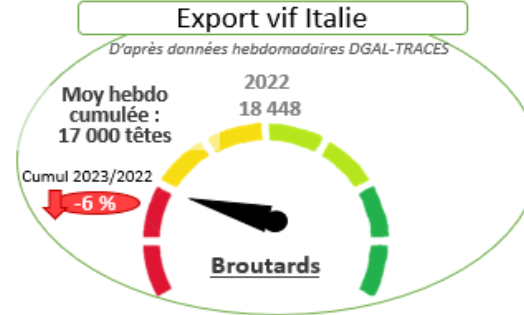
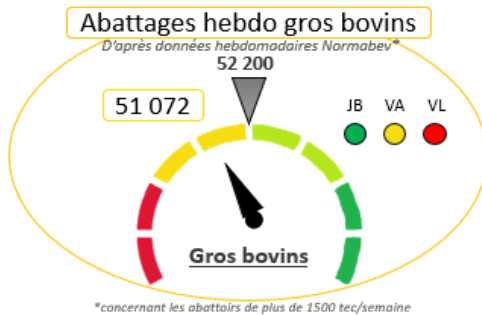
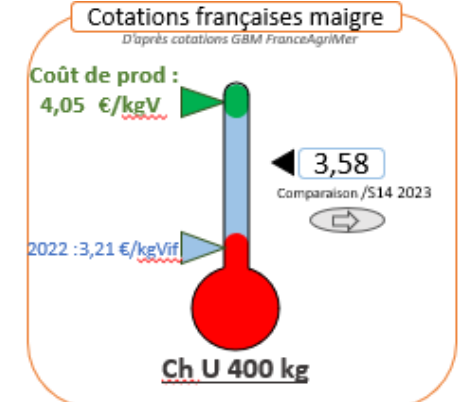
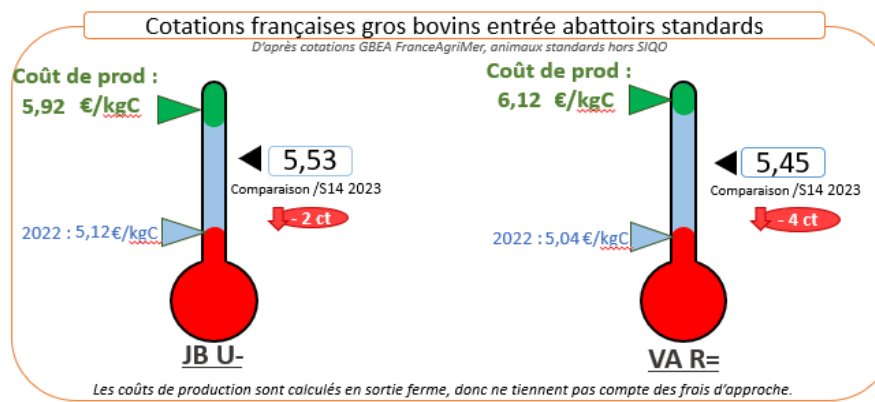
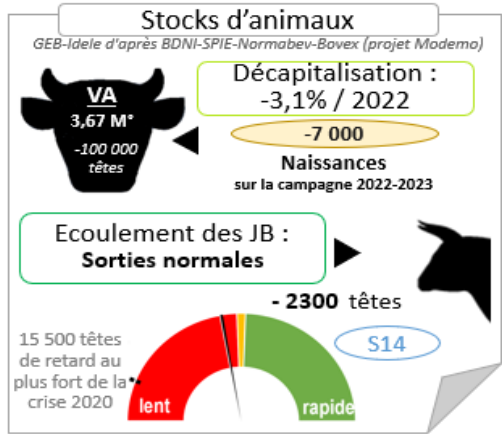




Indicateurs de marché viande bovine

2023 - Semaine 15 (4 jours ouvrés)

	Abattages France	Exports vif (têtes dont veaux)		Effectifs et sorties	Cotations françaises			Cotations Italie	
	Total Gros bovins (têtes)	Italie	Espagne	Écoulement JB viande : sorties normales	VacheV R= (€/kgC)	JB U- (€/kgC)	Maigre Ch U 400 kg (€/kgV)	JB U Modène (€/kgC)	
Références	52200 (4 jours)	17100 (% /sem.2022)	8550 (% /sem. 2021)	Abattage hebdo = 10620 têtes	6.12	5.92	4.05	Evol 2023/2022	
S11	59 723	18 195 -14%	8 463 -1%	500 0 sem.	5.49	5.55	3.52	6.12	+11%
S12	58 760	17 485 -16%	8 743 +10%	200 0 sem.	5.50	5.57	3.54	6.12	+11%
S13	58 443	16 401 -3%	8 275 -2%	800 0 sem.	5.49	5.57	3.56	6.12	+11%
S14	58 730	19 186 +3%	7 992 +0%	2 300 0 sem.	5.49	5.55	3.58	6.10	+10%
S15 (4 jours ouvrés)*	51 072	13 963 -24%	6 551 -17%	nc nc	5.45	5.53	3.58	6.05	+8%



* Sources : Normabev, DGAL-TRACE, GEB-Idele d'après INSEE et BDNI et SPIE-Normabev-Bovex (projet Modemo), cotations FAM, cotations Modène, INSEE, INTERBEV