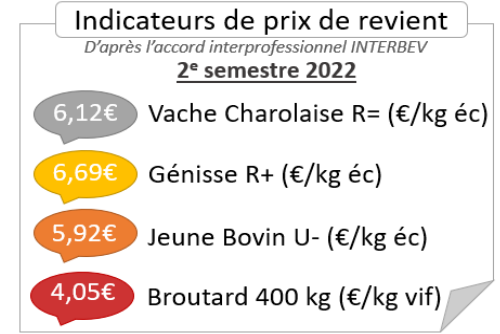
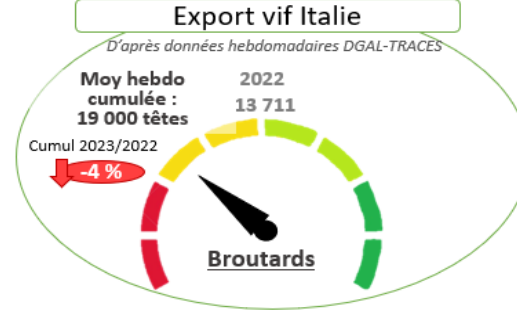
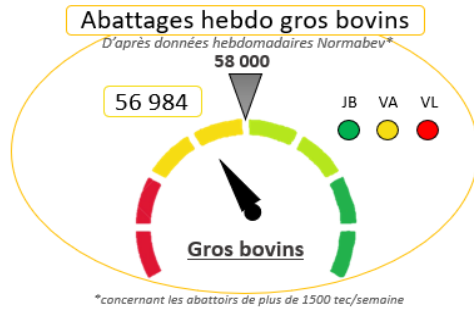
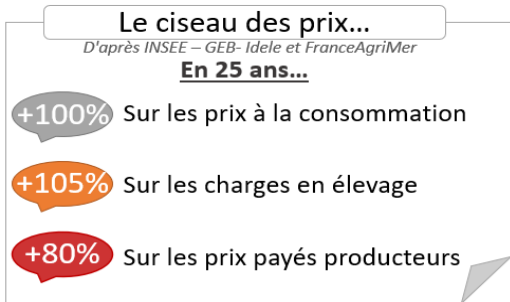


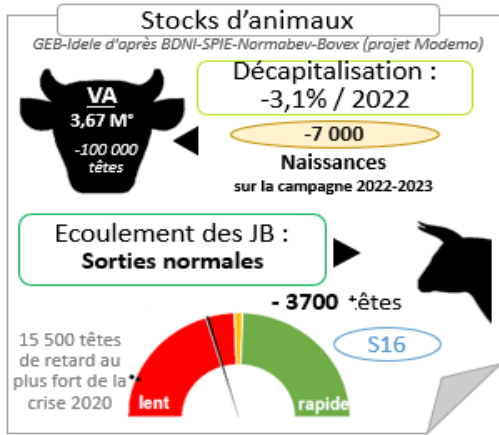




# Indicateurs de marché viande bovine

2023 - Semaine 16

	Abattages France	Exports vif (têtes dont veaux)		Effectifs et sorties	Cotations françaises			Cotations Italie
	Total Gros bovins (têtes)	Italie	Espagne	Écoulement JB viande : sorties normales	VacheV R= (€/kgC)	JB U- (€/kgC)	Maigre Ch U 400 kg (€/kgV)	JB U Modène (€/kgC)
Références	58000	19000 (% /sem.2022)	9300 (% /sem. 2021)	Abattage hebdo = 12500 têtes	6.12	5.92	4.05	Evol 2023/2022
S12	58 760	17 485 -16%	8 743 +10%	200 0 sem.	5.50	5.57	3.54	6.12 +11%
S13	58 443	16 401 -3%	8 275 -2%	800 0 sem.	5.49	5.57	3.56	6.12 +11%
S14	58 730	19 186 +3%	7 992 +0%	2 300 0 sem.	5.49	5.55	3.58	6.10 +10%
S15 (4 jours ouvrés)*	51 072	13 963 -24%	6 551 -17%	2 600 0 sem.	5.45	5.53	3.58	6.05 +8%
S16	56 984	20 050 +46%	8 377 +51%	3 700 0 sem.	5.44	5.51	3.60	6.05 +8%



\* Sources : Normabev, DGAL-TRACE, GEB-Idele d'après INSEE et BDNi et SPIE-Normabev-Bovex (projet Modemo), cotations FAM, cotations Modène, INSEE, INTERBEV