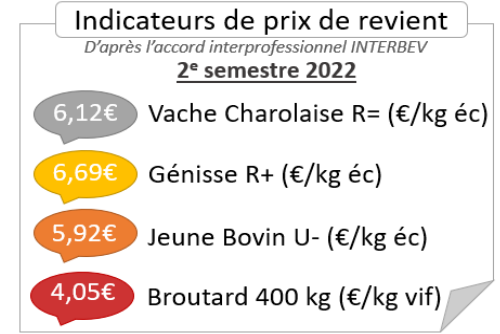
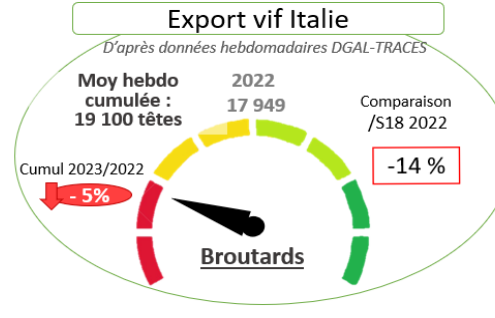
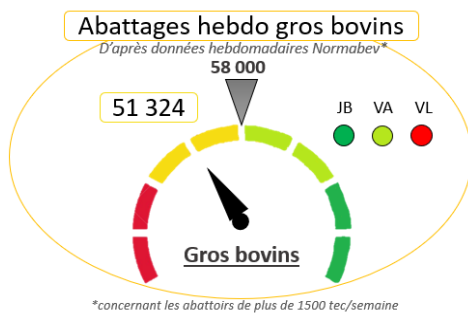
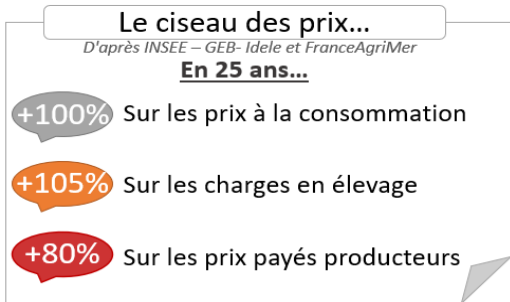
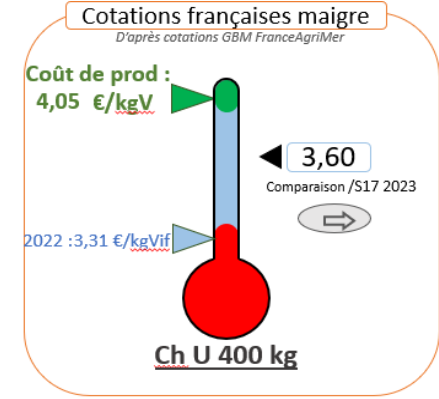
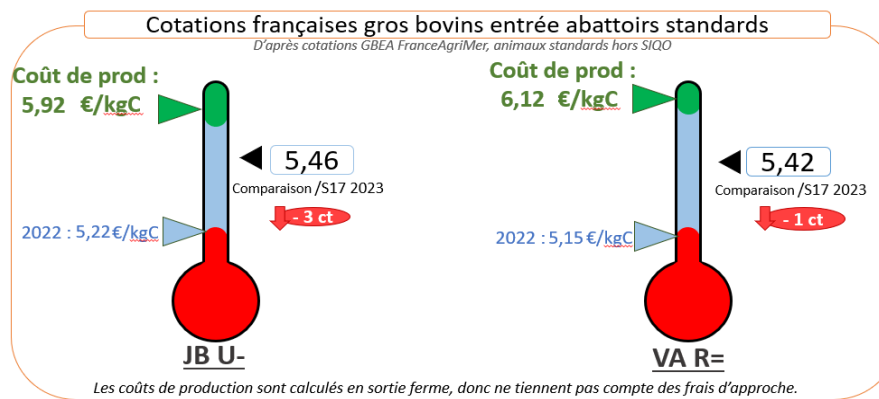
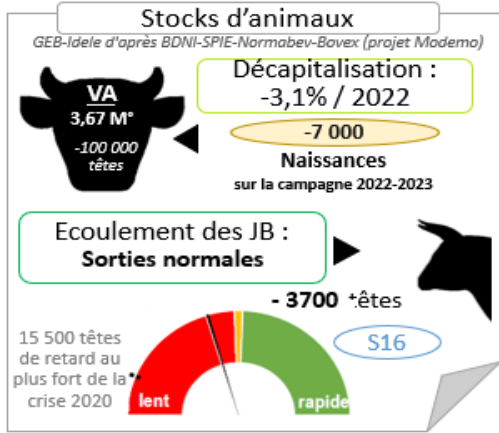




Indicateurs de marché viande bovine

2023 - Semaine 18 (4 jours ouvrés)

	Abattages France	Exports vif (têtes dont veaux)		Effectifs et sorties	Cotations françaises			Cotations Italie
	Total Gros bovins (têtes)	Italie	Espagne	Écoulement JB viande : sorties normales	VacheV R= (€/kgC)	JB U- (€/kgC)	Maigre Ch U 400 kg (€/kgV)	JB U Modène (€/kgC)
Références	52200 (4 jours)	15390 (% /sem.2022)	8370 (% /sem. 2021)	Abattage hebdo = 11250 têtes	6.12	5.92	4.05	Evol 2023/2022
S14	58 730	19 186 +3%	7 992 +0%	2 300 0 sem.	5.49	5.55	3.58	6.10 +10%
S15 (4 jours ouvrés)*	51 072	13 963 -24%	6 551 -17%	2 600 0 sem.	5.45	5.53	3.58	6.05 +8%
S16	56 984	20 050 +46%	8 377 +51%	3 700 0 sem.	5.44	5.51	3.60	6.05 +8%
S17	55 929	17 805 -10%	8 700 +4%	5 500 0 sem.	5.43	5.49	3.60	6.05 +8%
S18 (4 jours ouvrés)*	51 324	15 381 -14%	6 688 -10%	5 100 0 sem.	5.42	5.46	3.60	6.05 +8%



* Sources : Normabev, DGAL-TRACE, GEB-Idele d'après INSEE et BDNi et SPIE-Normabev-Bovex (projet Modemo), cotations FAM, cotations Modène, INSEE, INTERBEV